

---

## Video

---



If you create a video that will contain Controlled Unclassified Information (CUI) you should:

1. Include in the opening section of the video a black screen with text stating "This Video Contains Controlled Unclassified Information."
  - ❖ If CUI Specified is included in the video, place the appropriate CUI marking\* below the disclaimer.
  - ❖ Only use this method if permitted by law or government policy.
  - ❖ If you are having difficulty contact your agency's Program Manager.
2. Physically mark the storage media (if used) with the appropriate CUI marking.\*


Note: Alternate methods of indicating CUI may be used, provided that the presence of CUI is explicitly indicated as well as (if applicable) categories, subcategories, and limited dissemination markings.

# Controlled Unclassified Information (CUI) Audio, Photography, and Video Markings



700 Pennsylvania Ave, N.W., Room 100  
Washington, DC 20408-0001  
Phone: (202) 357-6870  
E-mail: [cui@nara.gov](mailto:cui@nara.gov)

## Audio



Disclaimer: If you see text marked with an (\*), refer to the CUI Banner Marking section of the marking handbook as well as agency policy for more specific marking instructions


If you create an audio file that contains Controlled Unclassified Information, you should record the following at the beginning of the file:

1. The statement that "This Recording Contains Controlled Unclassified Information"; and
2. A reading of the appropriate CUI Marking\* for the content contained in the audio file, including all CUI Specified categories.

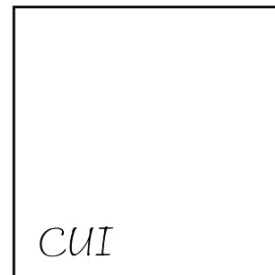
You also should physically mark the storage media (such as a CD) that contains the audio file with the appropriate CUI Marking.\*

Note: Alternate methods of indicating CUI may be used, provided that the presence of CUI is explicitly indicated as well as (if applicable) categories, subcategories, and limited dissemination markings.


## Photography



Electronic Photo Labeling Example



Physical Photo Labeling Example



Physical Unalterable Photo Labeling Example

- ❖ If you create an electronic photo that contains Controlled Unclassified Information (CUI), you should watermark the photo with the appropriate CUI markings.\*
  - ◆ If you are having difficulty watermarking the photos, contact your agency's Program Manager.
- ❖ If you create a document that contains pictures that include CUI, you do not need to indicate that the pictures are CUI unless they can be physically removed from the document or they are placed in a part of the document that has not been marked as CUI.
- ❖ If you create a physical photo that contains CUI, you should place appropriate CUI markings\* on the back of the photo. You should also place the photo in a similarly marked envelope or folder.
- ❖ If the photo cannot be altered to include CUI markings (if it is evidence, for example), we recommend tape, frames, or envelopes which bear the appropriate CUI marking.\*

Note: Alternate methods of indicating CUI may be used, provided that the presence of CUI is explicitly indicated as well as (if applicable) categories, subcategories, and limited dissemination markings.