

**United States Nuclear Weapons Deployments
Abroad, 1950-1977**

By
Robert Standish Norris

Natural Resources Defense Council

History of the Nuclear Age
Dinner Series

Carnegie Endowment for International Peace
Washington, DC

November 30, 1999

Transparencies*

1. Title Page - *History of the Custody and Deployment of Nuclear Weapons, July 1945 through September 1977*
2. Initial Deployments to NATO
3. U.S. Weapon Systems Deployed to NATO Europe
4. TABLE XV (*History*) - Deployments in NATO Europe
5. Estimated Deployments in NATO Europe
6. TABLE XVa (*History*) - NATO Europe Deployments - Central Region
7. Estimated NATO Europe Deployments - Central Region
8. TABLE XVb (*History*) - NATO Europe Deployment - Greece, Italy, Turkey
9. Estimated NATO Europe Deployment - Greece, Italy, Turkey
10. Chronological Deployments to NATO, by Weapon System/President
11. U.S. Nuclear Stockpile, 1945-1961
12. What Might Have Been (Quotes)
13. U.S. Nuclear Weapons in Italy. 1956-2000
14. Map - Nuclear Deployments in Northern Italy
15. Map - Nuclear Deployments in Sicily
16. TABLE XVI (*History*) - Pacific Ashore Deployments
17. Estimated Pacific Ashore Deployments
18. Chronological Deployments to Pacific, by Weapon System/President
19. TABLE XVII (*History*) - Atlantic Ashore Deployments
20. Estimated Atlantic Ashore Deployments
21. TABLE XVIII (*History*) - Afloat Deployments
22. Estimated Afloat Deployments
23. Custody of Nuclear Weapons (1947-1959)

* Not for quotation without permission

HISTORY OF THE CUSTODY AND DEPLOYMENT OF NUCLEAR WEAPONS (U)

JULY 1945 THROUGH SEPTEMBER 1977



PREPARED BY
OFFICE OF THE ASSISTANT TO THE SECRETARY
OF DEFENSE (ATOMIC ENERGY)
FEBRUARY 1978

Controlled Document
Certificate of Destruction Required

316-36-1-22-4

"EXCLUDED FROM AUTOMATIC
DOWNGRADING AND
DECLASSIFICATION
ACT) 5UCC852 (b) (1) and (2)

TE-A94-0034

CLASSIFIED BY: ATSD(AE) AND CG-W-4

Copy 11

37

~~TOP SECRET~~

RESTRICTED DATA

This document contains Restricted Data as defined in the Atomic Energy Act of 1954. Its dissemination or disclosure to any unauthorized person is prohibited.

R-1 94-F 0572 @
49 F-1525
94-TS-07597.75
1

Initial Deployments to NATO

<i>Country</i>	<i>Date</i>	<i>No. of weapon systems*</i>
Britain	September 1954	4
West Germany	March 1955	21
Italy	April 1957	11
France	August 1958	1
Turkey	February 1959	4
Netherlands	April 1960	3
Greece	October 1960	4
Belgium	November 1963	2

*Includes Pershing II and GLCM

U.S. Weapon Systems Deployed to NATO Europe

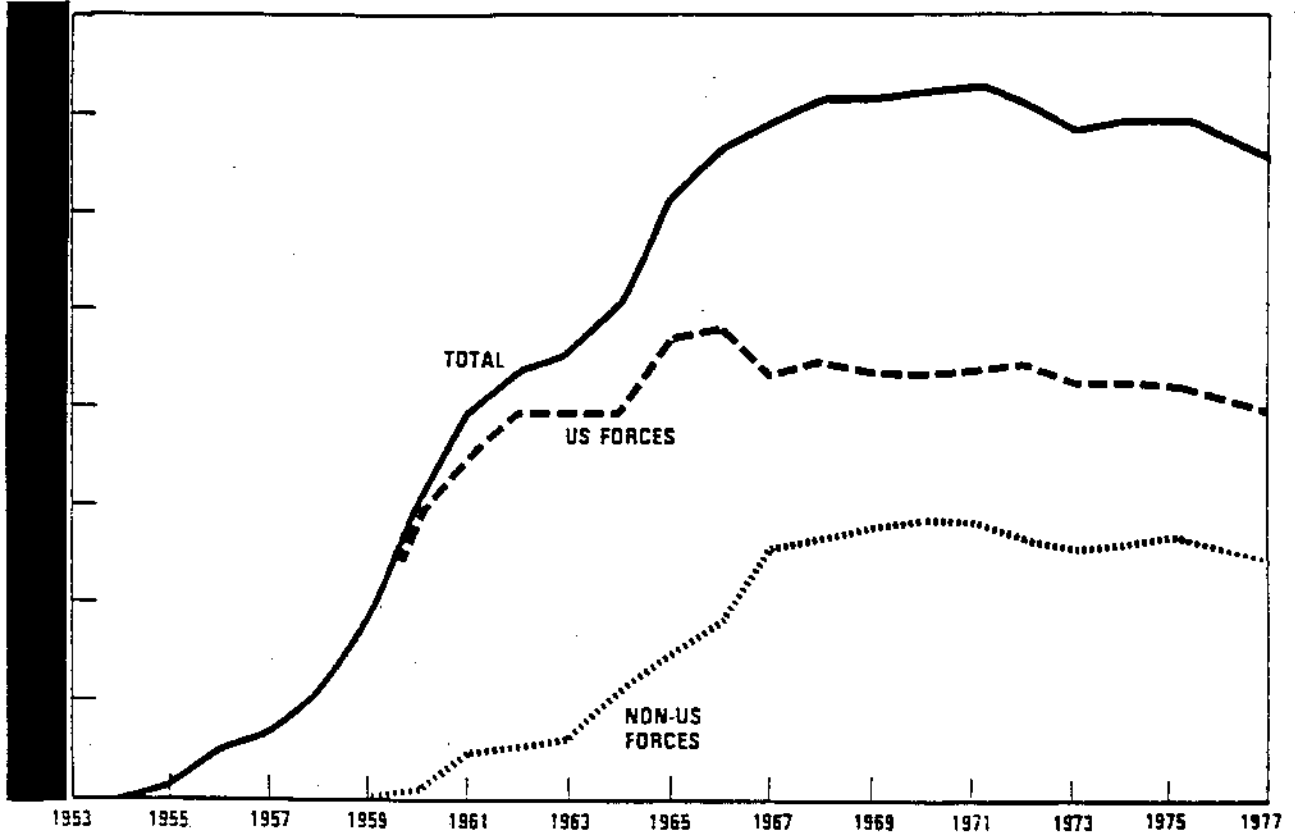
	Range/Kms	Entry-Withdrawn 1950-to date
Aircraft Bombs		
Missiles		
Thor	3200	1958-1963
Jupiter	2200	1961-1963
Matador	1100	1955-1962
Mace	2100	1959-1969
Redstone	325	1958-1964
Pershing 1/1A	740	1964-1990
Pershing II	1800	1984-1991
GLCM	2500	1983-1991
Lacrosse	38	1960-1963
Honest John	38	1955-1979
Corporal	160	1955-1967
Sergeant	140	1963-1977
Lance	140	1974-1992
Artillery		
280mm		1955-1960
8-inch		1956-1992
155mm		1965-1992
Defense		
Nike Hercules SAM		1959-1989
ADMs		1957-1989
Falcon AAM		1961-1970
Miscellaneous		
Davy Crockett		1961-1967
Walleye ASM		1972-1979 (?)
Bullpup ASM		1962-1963
ASW Depth Bombs		1968-1992
Non-nuclear Bombs		1950-1960

TABLE XV

~~SECRET-FRO~~

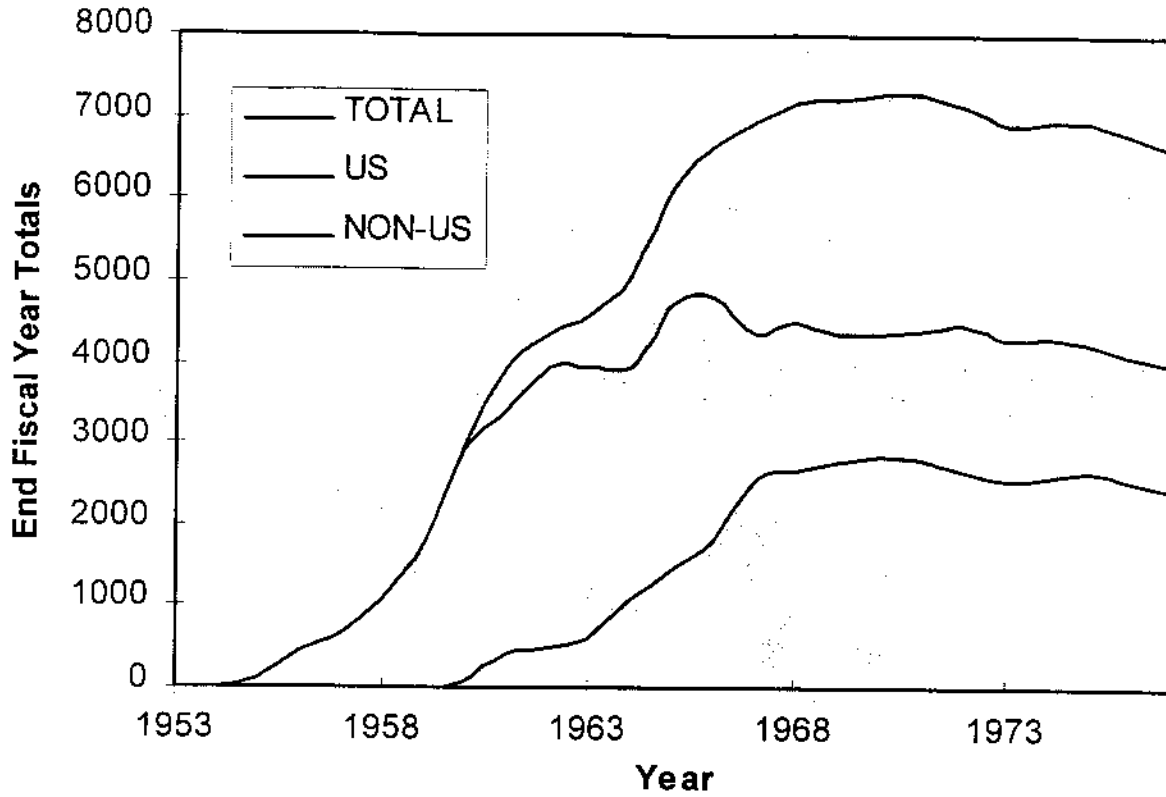
DEPLOYMENTS IN NATO EUROPE END FISCAL YEAR TOTALS

NUMBER OF
WEAPONS



~~SECRET-FRO~~

Deployments in NATO Europe



YEAR	TOTAL	US	NON-US
1953	0	0	0
1954	0	0	0
1955	107	107	0
1956	464	464	0
1957	660	660	0
1958	1107	1107	0
1959	1785	1785	0
1960	2964	2928	71
1961	3929	3429	428
1962	4375	3946	500
1963	4571	3946	589
1964	5072	3946	1071
1965	6161	4714	1446

YEAR	TOTAL	US	NON-US
1966	6661	4804	1803
1967	6947	4357	2571
1968	7179	4500	2661
1969	7215	4375	2786
1970	7286	4375	2857
1971	7304	4393	2821
1972	7143	4464	2678
1973	6893	4286	2571
1974	6965	4304	2589
1975	6965	4250	2678
1976	6804	4107	2571
1977	6607	3964	2446
Av.	4607	3169	1406

~~SECRET~~

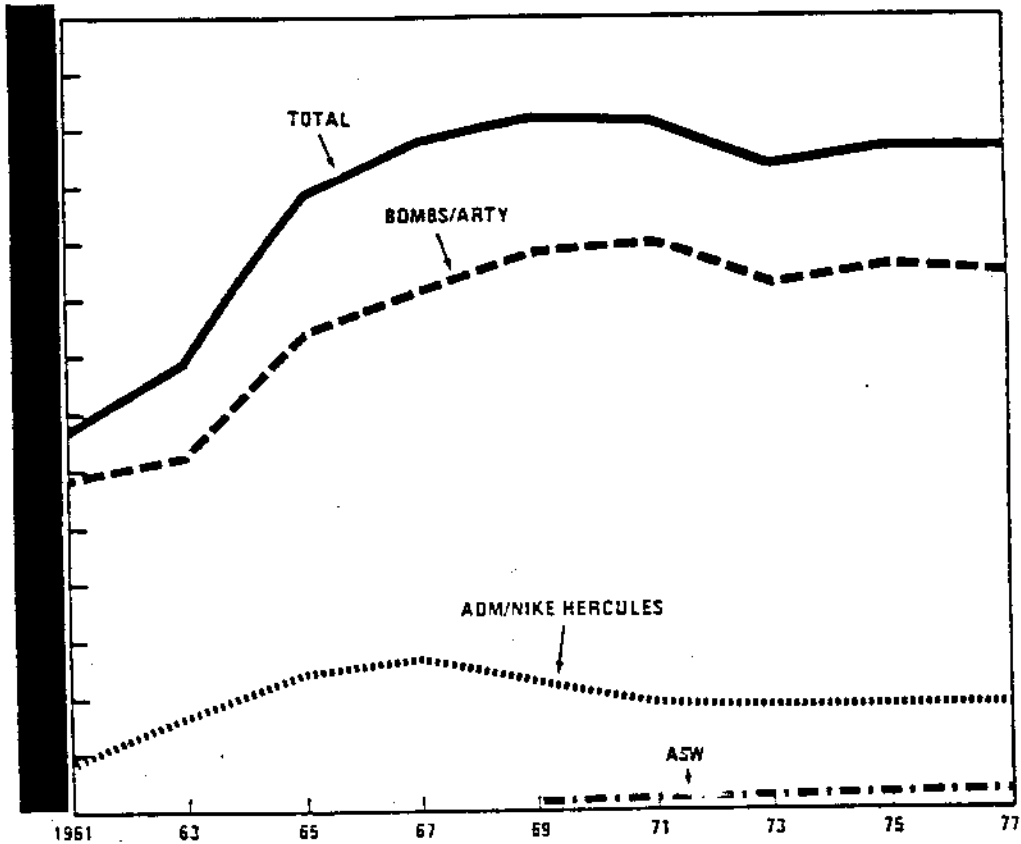
TABLE XVa

~~SECRET-FRD~~

NATO EUROPE DEPLOYMENTS CENTRAL REGION

~~FRG, UNITED KINGDOM)~~

NUMBER OF
WEAPONS



~~SECRET-FRD~~

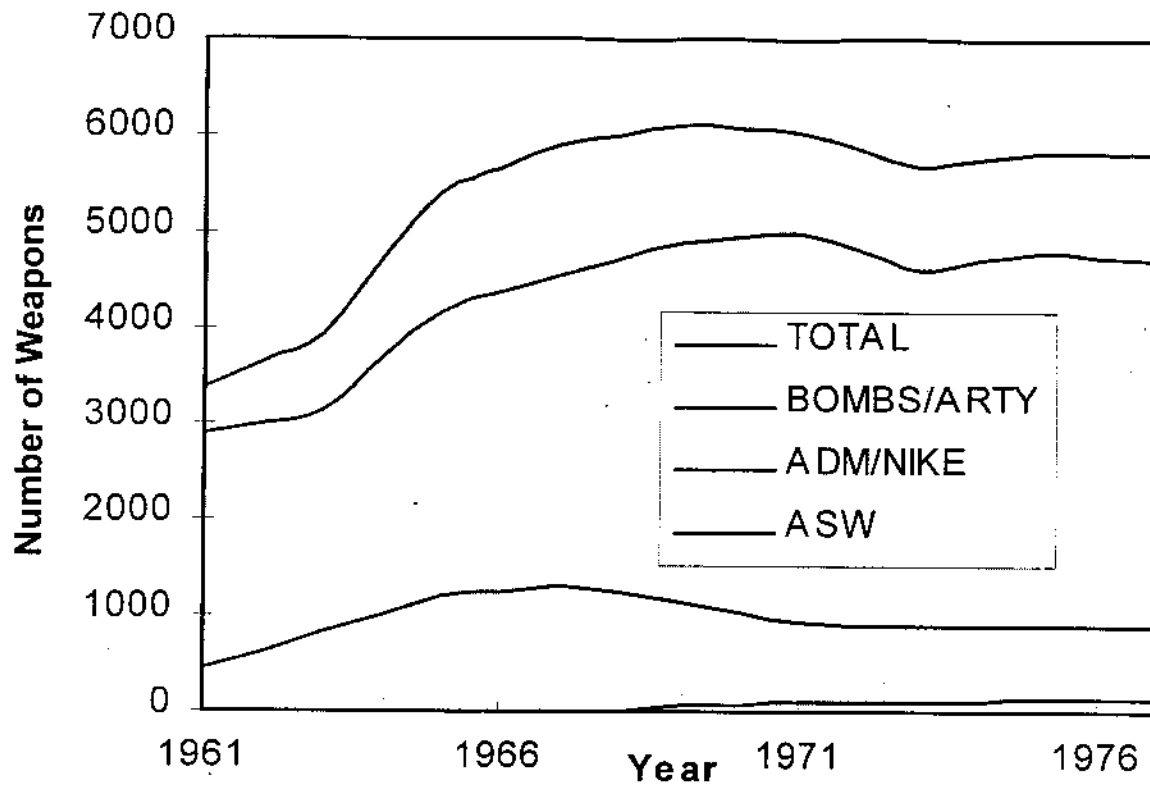
178

172

~~SECRET~~

FORMERLY RESTRICTED DATA
EXCLUDED FROM AUTOMATIC DOWNGRADING AND
DECLASSIFICATION PROCESSING
EXCEPT WHERE SHOWN OTHERWISE
SECTION 1.4A(2) OF THE EXECUTIVE ORDER 12958

NATO Europe Deployments Central Region



YEAR	TOTAL	BOMBS/ARTY	ADM/NIKE	ASW
1961	3368	2910	437	0
1962	3640	3011	609	0
1963	3940	3125	823	0
1964	4741	3683	1009	0
1965	5413	4169	1195	0
1966	5656	4383	1252	0
1967	5884	4555	1309	0
1968	5999	4712	1238	0
1969	6099	4912	1123	79
1970	6085	4955	1023	79
1971	6042	4998	937	94
1972	5870	4826	909	108
1973	5684	4626	909	108
1974	5756	4712	909	108
1975	5813	4784	909	137
1976	5827	4769	909	137
1977	5827	4726	909	151

~~SECRET~~

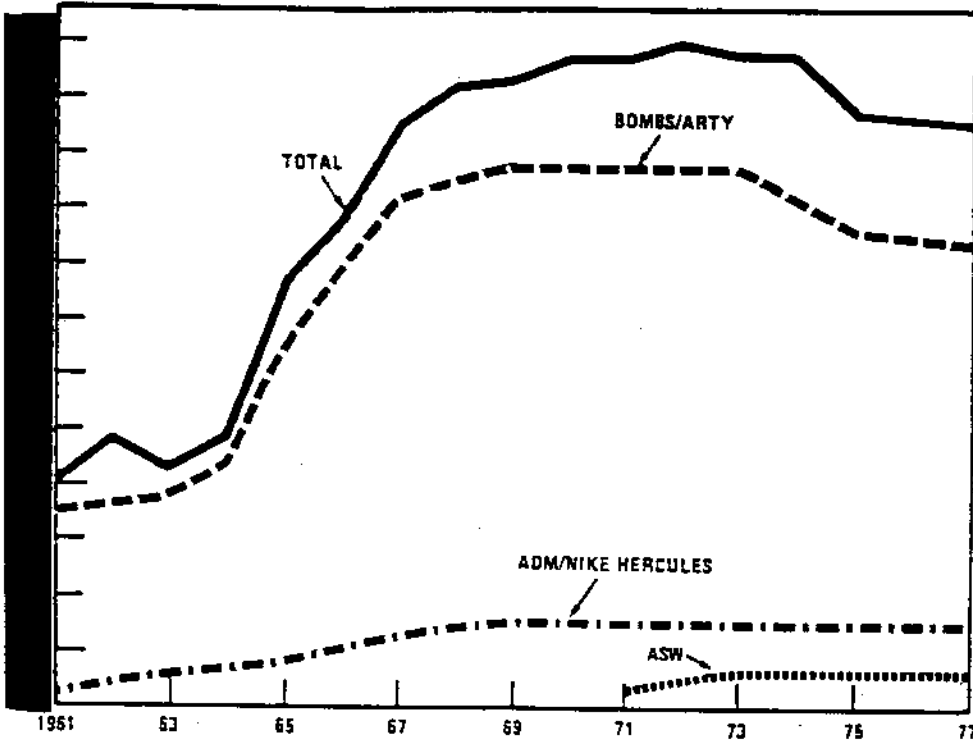
TABLE XVb

~~SECRET-FRD~~

NATO EUROPE DEPLOYMENTS



NUMBER OF WEAPONS



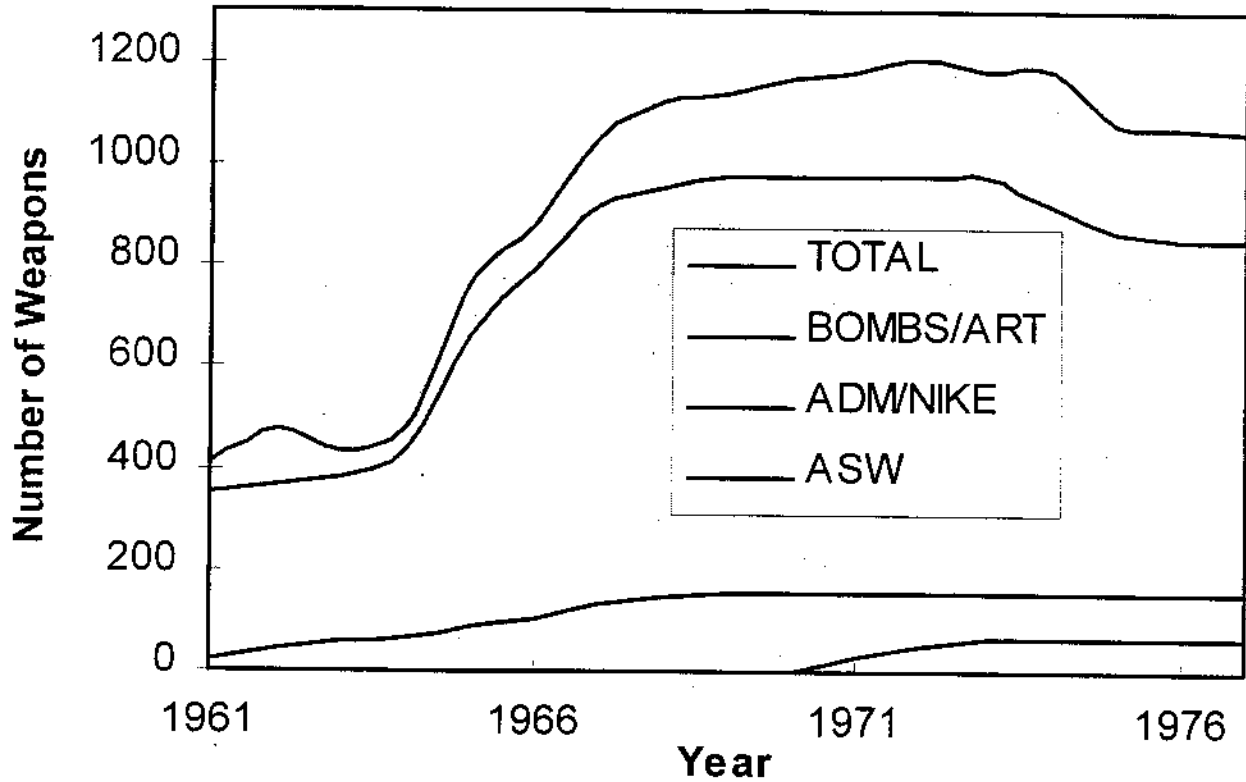
~~SECRET-FRD~~

119
170

~~SECRET~~

FORMERLY RESTRICTED DATA
Subject to
Administrative Control
as prescribed in Executive Order 11652, as amended
and in the Atomic Energy Act of 1954, as amended

NATO Europe Deployments Greece, Italy, Turkey



YEAR	TOTAL	BOMBS/ART	ADM/NIKE	ASW
1961	408	355	21	0
1962	478	367	41	0
1963	432	385	56	0
1964	487	440	68	0
1965	766	663	85	0
1966	884	795	103	0
1967	1048	919	132	0
1968	1124	957	147	0
1969	1136	980	156	0
1970	1171	980	156	0
1971	1180	980	156	32
1972	1204	980	156	53
1973	1183	977	156	65
1974	1180	919	156	65
1975	1077	863	156	65
1976	1071	854	156	65
1977	1063	848	156	68

Chronological Deployment to NATO, by Weapon System/President

Two dozen types of nuclear weapons systems have been deployed to one or more NATO countries beginning in 1954.

Aircraft Bomb	Sep 1954 (UK)	
280 mm shell	Apr 1955 (GE)	
Matador	Apr 1955 (GE)	
Honest John	May 1955 (GE)	
Corporal	June 1955 (GE)	
8-inch artillery	Mar 1956 (GE)	
ADM	Mar 1957 (GE)	
Redstone	May 1958 (GE)	
Thor	Oct 1958 (UK)	
Nike Hercules	Apr 1959 (GE)	
Mace	Oct 1959 (GE)	
Lacrosse	Apr 1960 (GE)	
Jupiter	June 1960 (IT)	
		DDE
Falcon	July 1961 (GE)	
Davy Crockett	Oct 1961 (GE)	
Bullpup	July 1962 (GE)	
Sergeant	Apr 1963 (GE)	JFK
Pershing 1	Apr 1964 (GE)	
155 mm artillery	Feb 1965 (GE)	
ASW Depth Bomb	Jan 1968 (UK)	LBJ
Walleye	June 1972(GE)	
Lance	June 1974 (GE)	RMN
Pershing II	Dec 1983 (GE)	
GLCM	Jan 1984 (UK)	RWR

U.S. Nuclear Stockpile 1945-1961

Year (End FY)	No.	Builds	Megatonnage
1945	2	2	0.04
1946	9	7	0.18
1947	13	4	0.26
1948	50	43	1.25
1949	170	123	4.19
1950	299	264	9.53
1951	438	284	35.25
1952	841	644	49.95
1953	1,169	345	72.80
1954	1,703	535	339.01
1955	2,422	806	2879.99
1956	3,692	1379	9188.65
1957	5,543	2232	17,545.86
1958	7,345	2619	17,303.54
1959	12,298	7088	19,054.62
1960	18,638	7178	20,491.17
1961	22,229	5162	10,947.71

Source: DOE

What Might Have Been

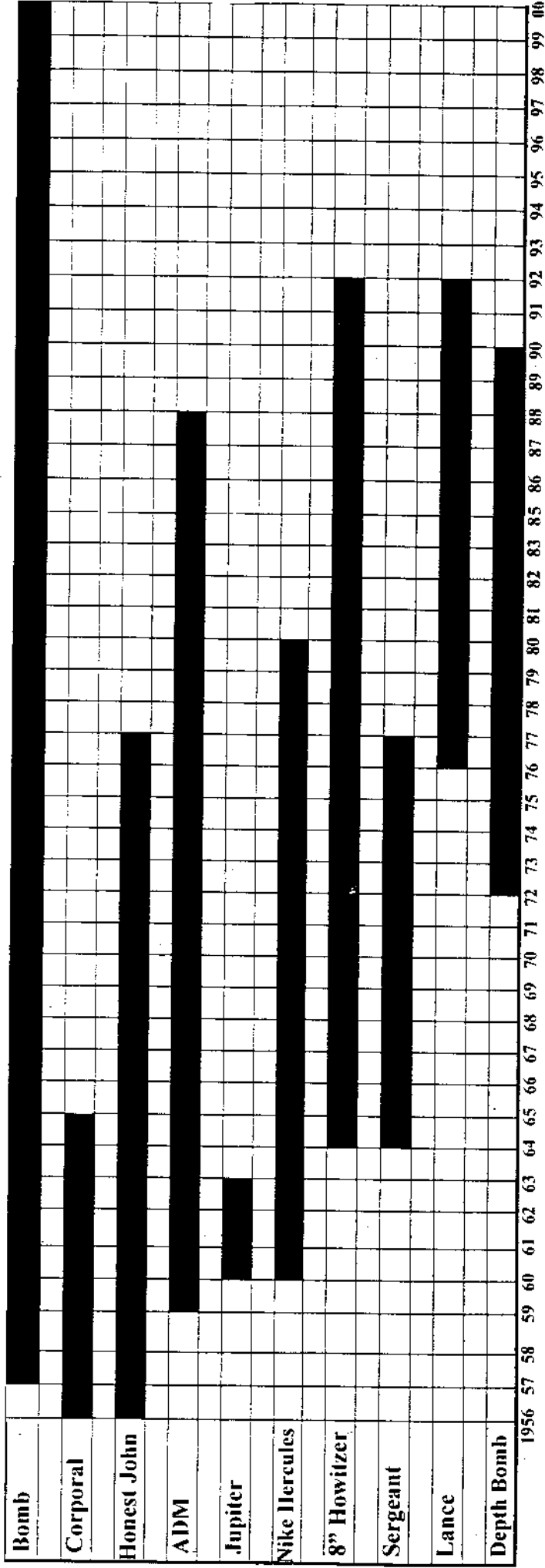
“Between April and June in 1956 and 1957 the Joint Committee on Atomic Energy conducted hearings on the stockpile and dispersal of nuclear weapons. Summaries of the testimonies given by the Chairman of the Joint Chiefs of Staff and Chiefs of the Services reveal some rather startling and somewhat contradictory opinions.

The Chairman of the Joint Chiefs of Staff, Admiral Radford, stated that no major expansion of AEC production facilities was justified at the time. Admiral Burke (Navy) and General Twining (Air Force) stated that the Navy and Air Force were satisfied with the 1957-1959 stockpile figures. General Twining, however, also made the remark that the Air Force would like to have a fantastic number of weapons. The Army was even more ambivalent. General Gavin gave 151,000 weapons as the Army’s total requirement with 106,000 for tactical battlefield use, 25,000 for air defense and 20,000 for support of our allies. He estimated that a typical field army might use a total of 423 atomic warheads in one day of intense combat not including surface-to-air weapons.” (*History*, p. 50)

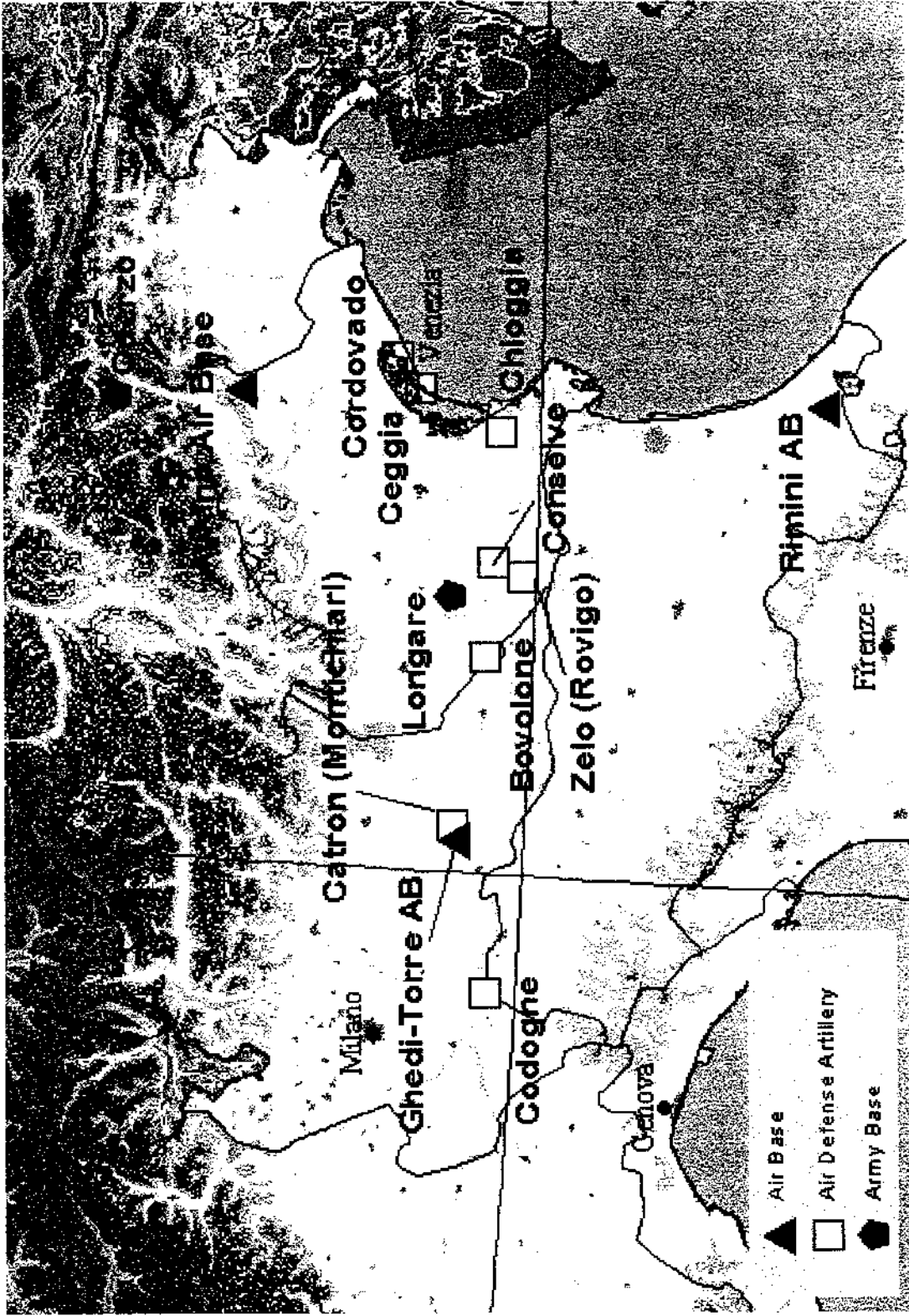
“Finally, in June 1958, the JCS after careful study, recommended a stockpile level of from 51,000 to 73,000 warheads by 1968.” (*History*, p. 77)

US Nuclear Weapons in Italy (1956 - 2000)

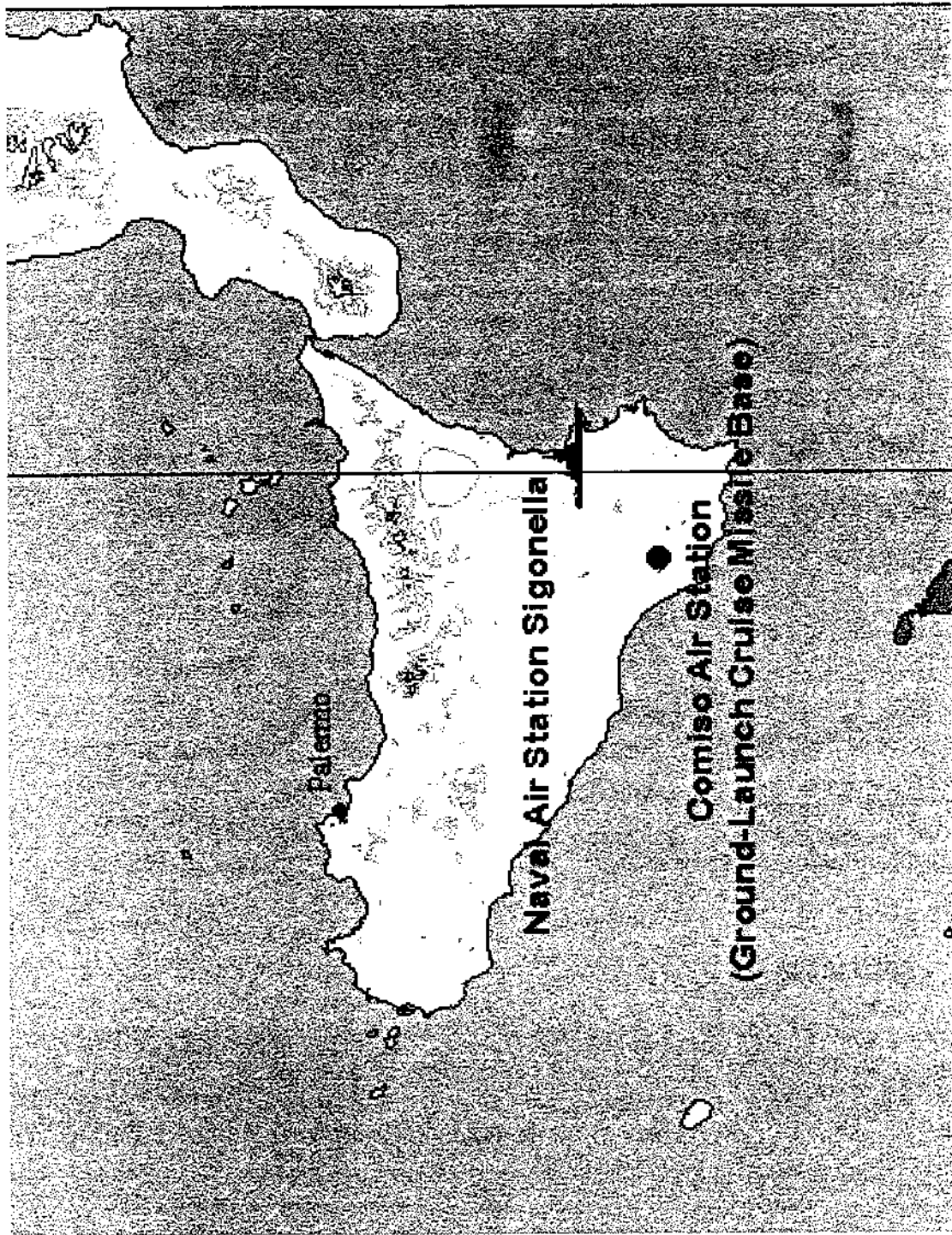
Weapon System



Nuclear Deployments in Northern Italy

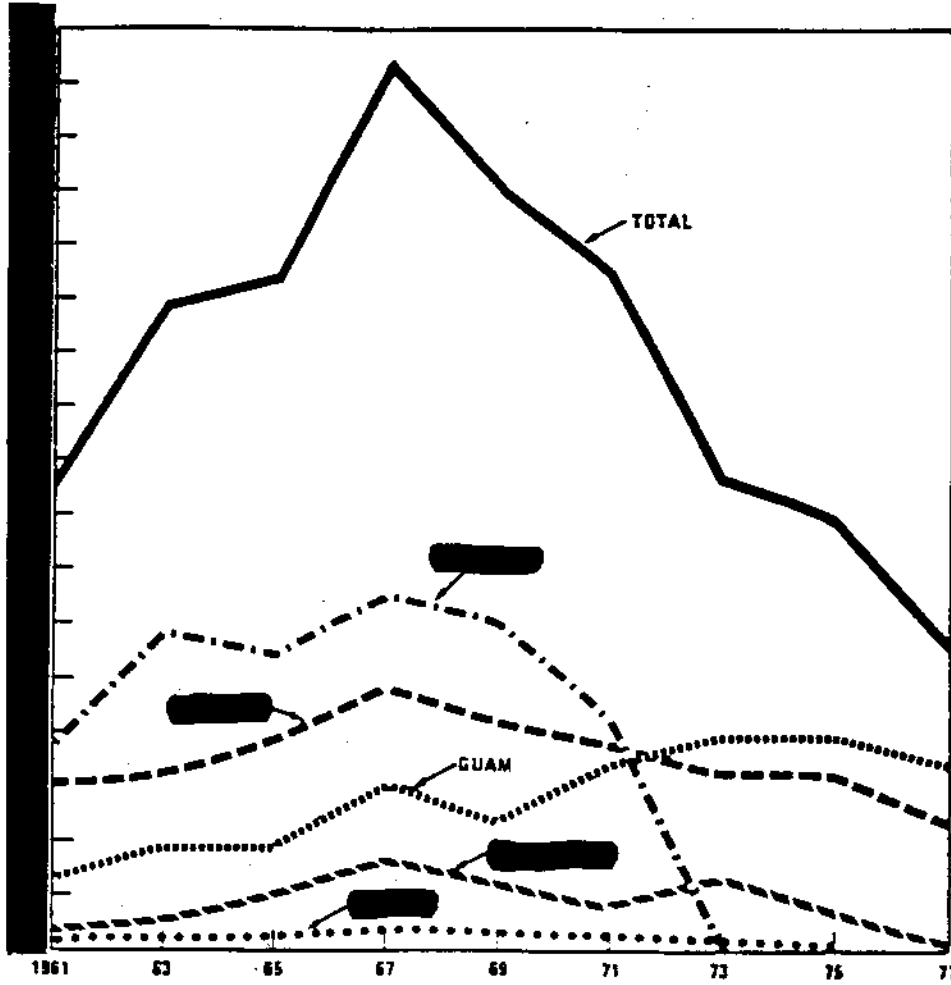


Nuclear Deployments in Sicily



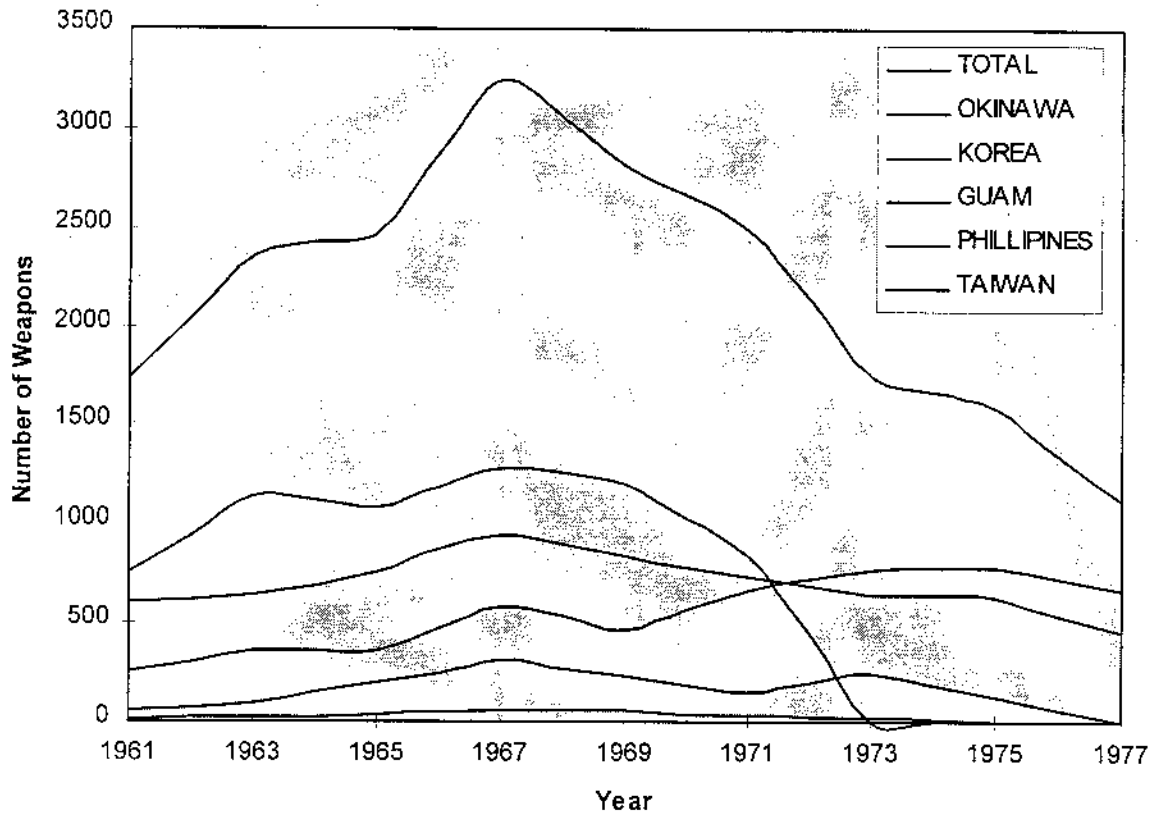
~~TOP SECRET-FRD~~

PACIFIC ASHORE DEPLOYMENTS END FISCAL YEAR TOTALS



TOP SECRET-FRD

Pacific Ashore



YEAR	TOTAL	OKINAWA	KOREA	GUAM	PHILLIPIN ES	TAIWAN
1961	1740	756	611	255	62	14
1962	2053	943	617	298	74	26
1963	2355	1148	641	364	98	26
1964	2421	1124	690	364	147	26
1965	2470	1088	762	364	195	32
1966	2898	1191	871	473	249	50
1967	3248	1287	949	587	316	56
1968	3043	1257	901	533	273	56
1969	2808	1197	835	467	231	56
1970	2663	1022	780	569	183	38
1971	2488	835	738	666	153	38
1972	2132	442	684	726	201	26
1973	1752	0	641	774	249	26
1974	1673	0	641	780	183	8
1975	1583	0	635	780	129	0
1976	1341	0	539	726	62	0
1977	1118	0	460	666	0	0

Chronological Deployment to the Pacific, by Weapon System/President

Twenty-seven types of nuclear weapons systems have been deployed to one or more Pacific locations beginning in 1950.

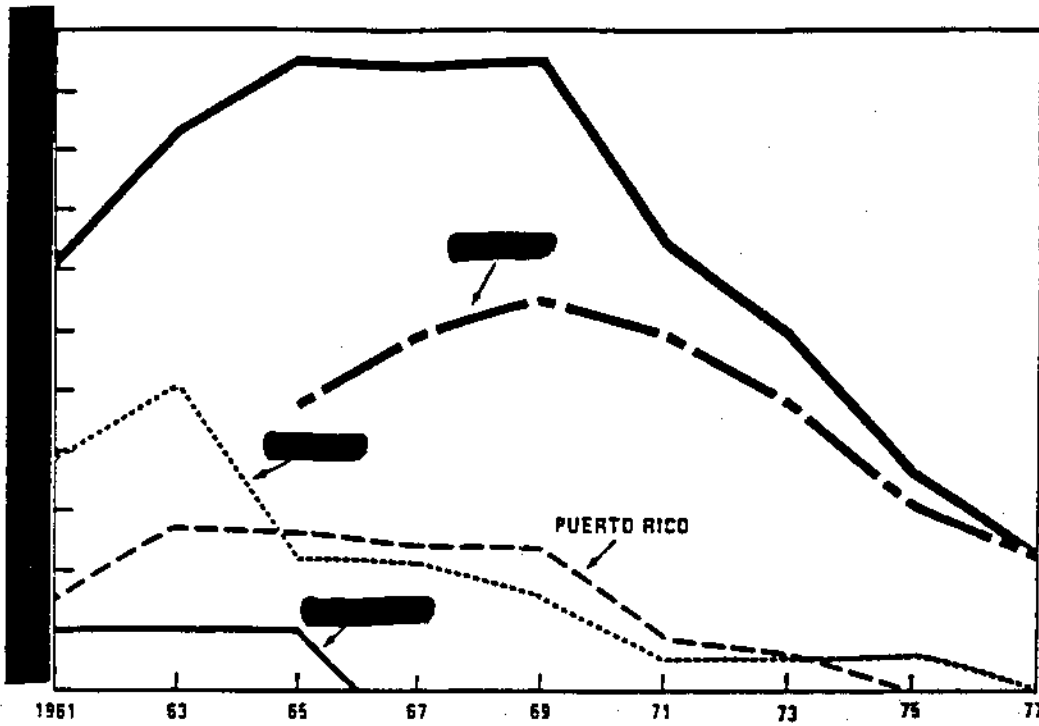
Non-nuclear bomb	July 1950	Guam	
Bomb	June 1951	Guam	HST
Depth Bomb	Dec 1955	Hawaii	
280 mm shell	Dec 1955	Okinawa	
Regulus	Mar 1956	Hawaii	
BOAR	Sep 1956	Hawaii	
8-inch artillery	June 1957	Okinawa	
Honest John	June 1957	Hawaii	
Genie	Sep 1957	Alaska	
ADM	Jan 1958	Korea	
Matador	Sep 1958	Okinawa	
Hotpoint	Jan 1960	Hawaii	
Corporal	Mar 1960	Okinawa	
Lacrosse	July 1960	Korea	
Nike Hercules	July 1960	Hawaii	DDE
Falcon	July 1961	Okinawa	
Little John	Apr 1962	Guam, Hawaii, Okinawa	
ASROC	Jan 1963	Okinawa	
Nike Zeus	July 1963	Kwajalein	
Sergeant	July 1963	Korea	
Davy Crockett	July 1963	Korea	
Talos	Oct 1963	Hawaii	JFK
Terrier	Jan 1964	Okinawa	
ASTOR	Apr 1964	Hawaii	
Thor	July 1964	Johnston Island	
155 mm artillery	Oct 1964	Hawaii, Korea	
SUBROC	Aug 1965	Hawaii	
Mace	Apr 1967	Okinawa	LBJ

~~SECRET~~

TABLE XVII

~~SECRET FRD~~

ATLANTIC ASHORE DEPLOYMENTS END FISCAL YEAR TOTAL



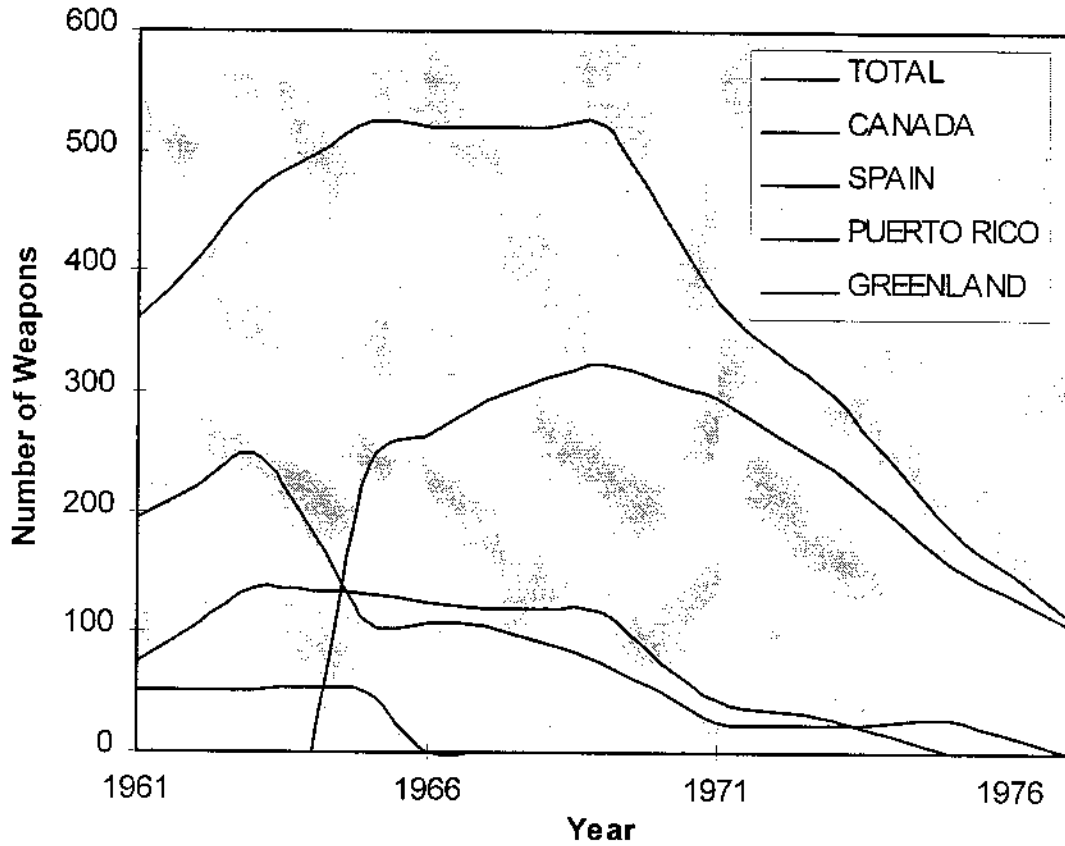
~~SECRET FRD~~

~~SECRET~~

~~FORMERLY RESTRICTED DATA~~

~~Unauthorized disclosure subject to
Administrative and Criminal Sanctions. Handle
as Restricted Data in Foreign Dissemination
Section 144.8, Atomic Energy Act, 1954.~~

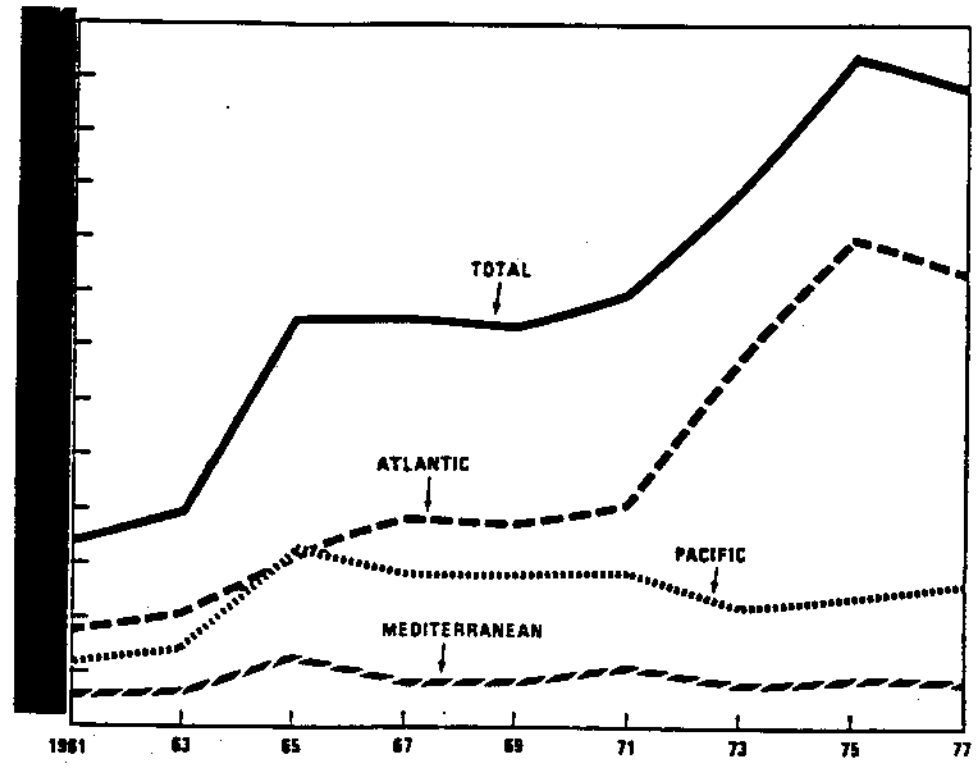
Atlantic Ashore



YEAR	TOTAL	CANADA	SPAIN	PUERTO RICO	GREENLAND
1961	361	0	194	76	52
1962	410	0	221	106	52
1963	466	0	249	136	52
1964	496	0	182	134	53
1965	525	239	108	130	49
1966	521	266	108	125	0
1967	519	293	106	119	0
1968	521	312	91	119	0
1969	523	324	76	117	0
1970	447	309	52	75	0
1971	374	296	26	43	0
1972	334	266	24	35	0
1973	297	237	24	27	0
1974	241	198	26	15	0
1975	187	156	27	0	0
1976	149	130	15	0	0
1977	114	108	0	0	0

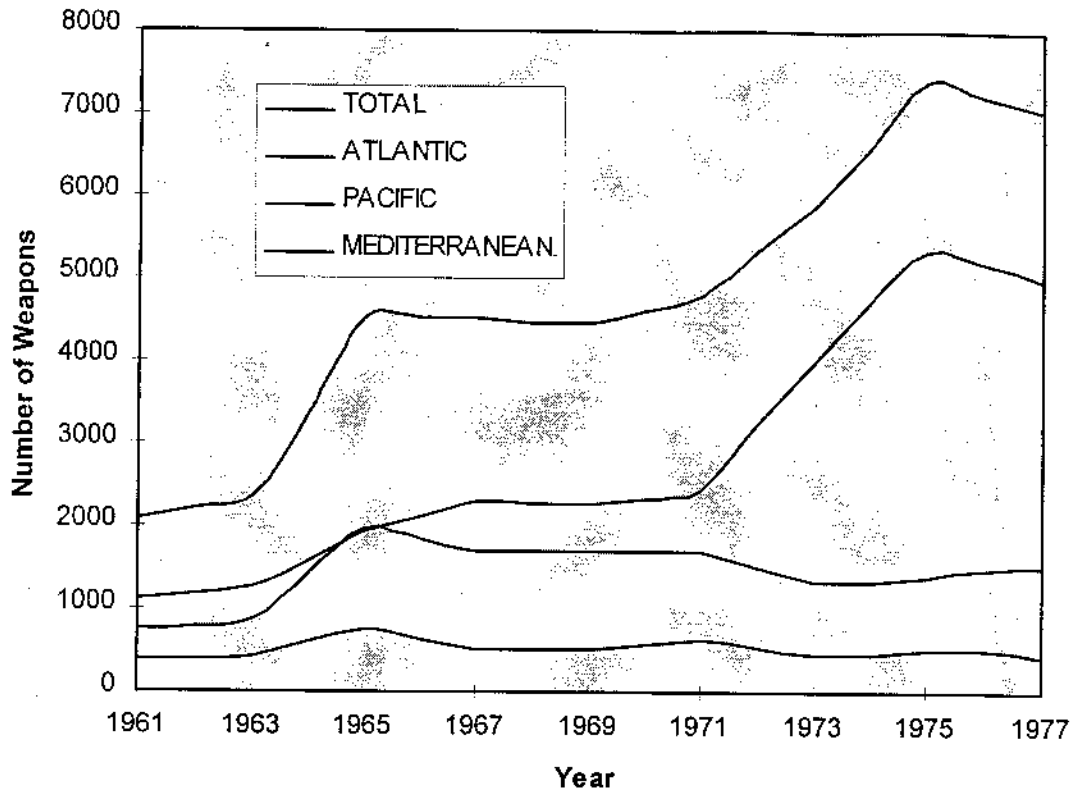
~~SECRET-FRD~~

AFLOAT DEPLOYMENTS END FISCAL YEARS



~~SECRET-FRD~~

AFLOAT



YEAR	TOTAL	ATLANTI C	PACIFIC	MEDITERRANEA N
1961	2089	1116	756	396
1962	2215	1189	792	396
1963	2377	1279	864	414
1964	3349	1585	1423	612
1965	4502	1927	1981	756
1966	4520	2125	1855	630
1967	4520	2305	1711	504
1968	4466	2287	1693	504
1969	4448	2269	1693	504
1970	4592	2341	1711	576
1971	4790	2449	1711	648
1972	5330	3241	1513	558
1973	5889	3998	1333	468
1974	6609	4736	1333	468
1975	7383	5330	1405	504
1976	7203	5168	1477	504
1977	7041	4970	1513	432

Custody of Nuclear Weapons (1947-1959)

	AEC	DOD	Total
1947	13		13
1948	56		56
1949	169		169
1950	298		298
1951	429	9	438
1952	823	9	832
1953	1,152	9	1,161
1954	1,463	167	1,630
1955	1,499	781	2,280
1956	2,262	1,358	3,620
1957	3,578	2,250	5,828
1958	3,385	4,017	7,402
1959	3,968	8,337	12,305

Source: L. Wainstein, et al., *The Evolution of U.S. Strategic Command and Control and Warning, 1945-1972* (Arlington, VA: Institute for Defense Analysis, June 1975), p. 34.