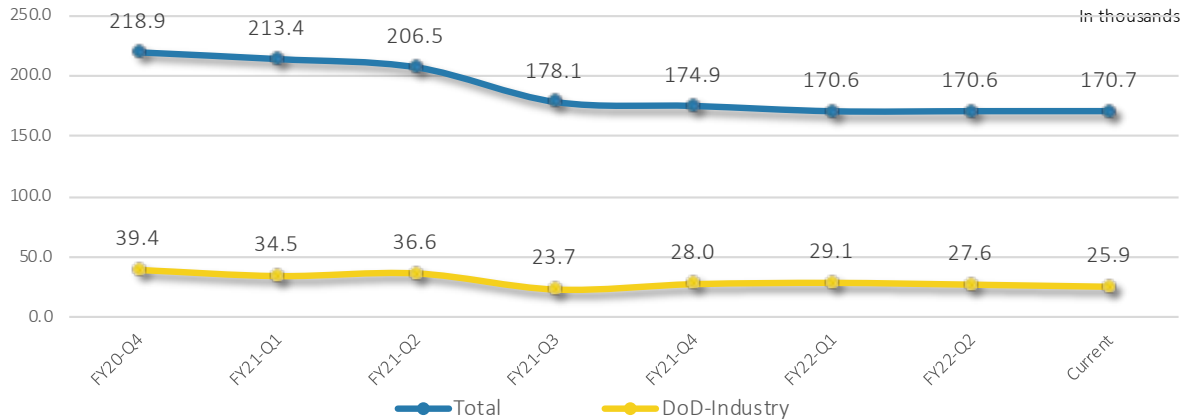




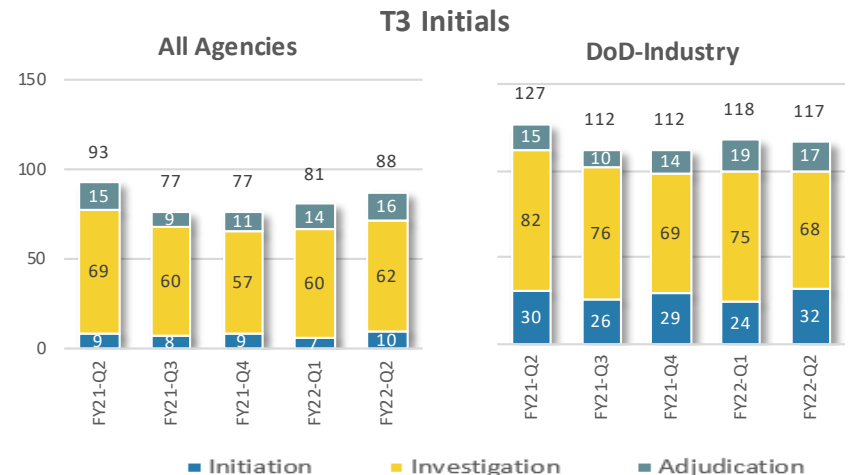
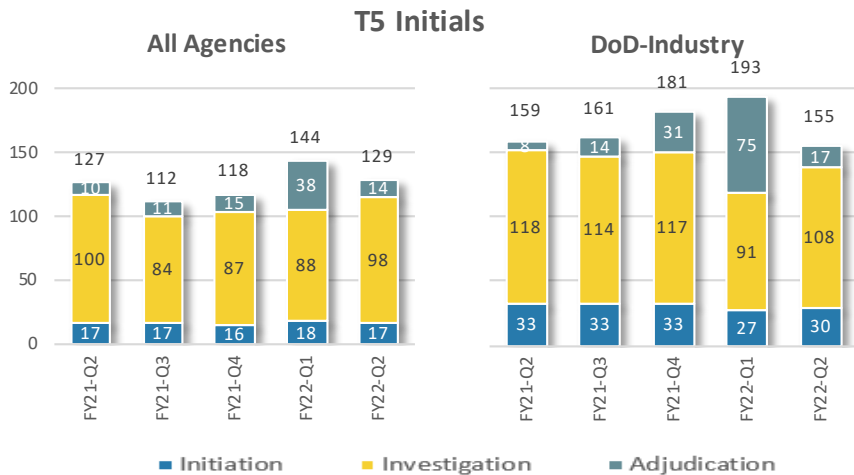
# DCSA INVESTIGATION INVENTORY & TIMELINESS | Industry

## INVESTIGATION

CURRENT INVENTORY	
All DCSA Customers	170.7K
Industry Only	25.9K

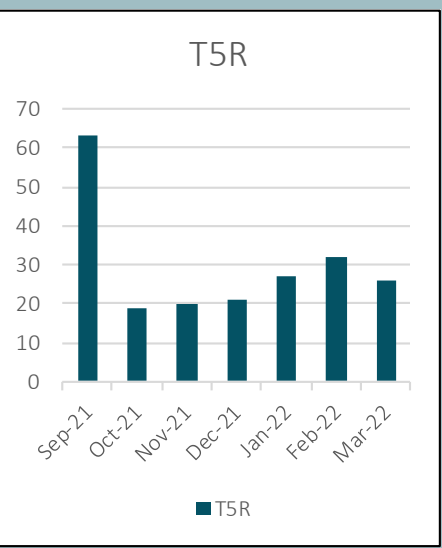
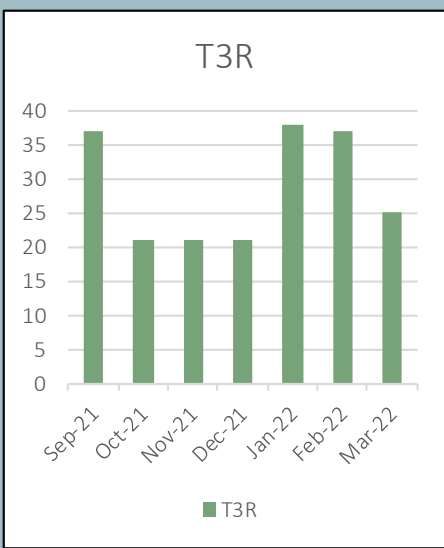
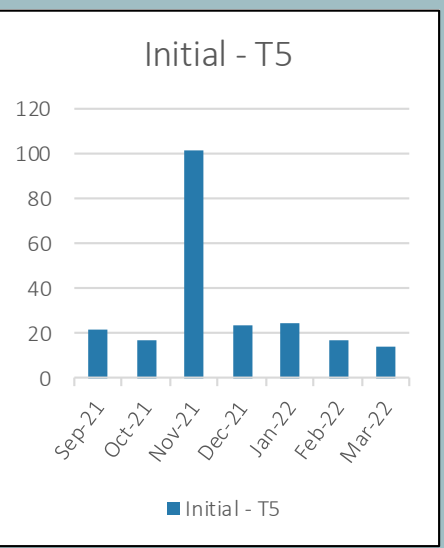
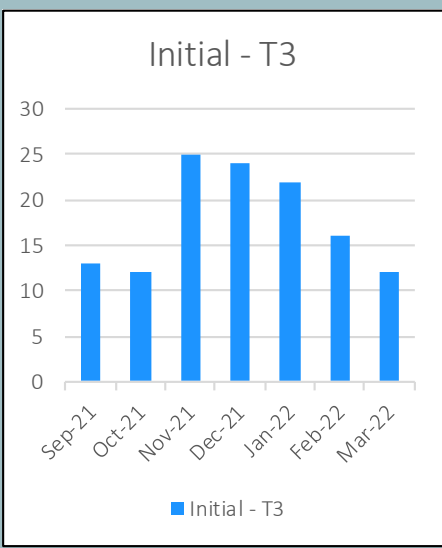


## END-TO-END TIMELINESS (Fastest 90% of adjudicated investigations in days)





# Adjudications Timeliness For Industry FY22-YTD



## Industry Quarterly Timeliness

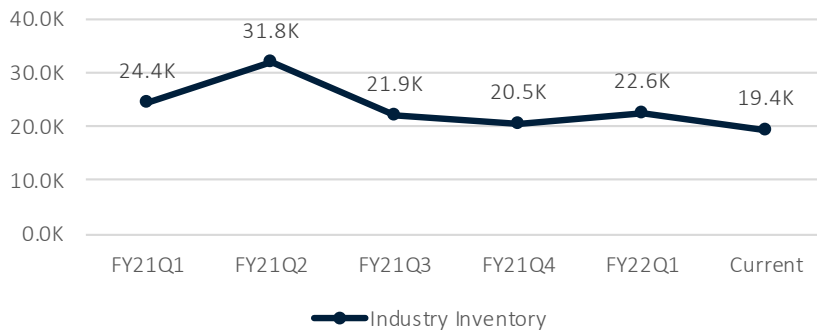
Industry	Secret	Top Secret	Secret Reinvestigation	Top Secret Reinvestigation
FY21Q1	14	13	31	30
FY21Q2	20	8	49	66
FY21Q3	11	13	33	28
FY21Q4	13	30	40	33
FY22Q1	19	75	19	20
FY22Q2	17	17	33	28



# Adjudications Inventory For Industry FY22-YTD

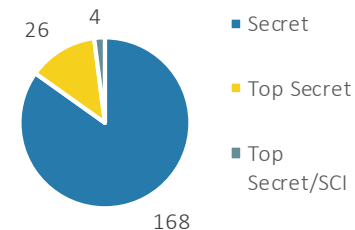
## INDUSTRY CURRENT INVENTORY

**Industry** **19.4K**



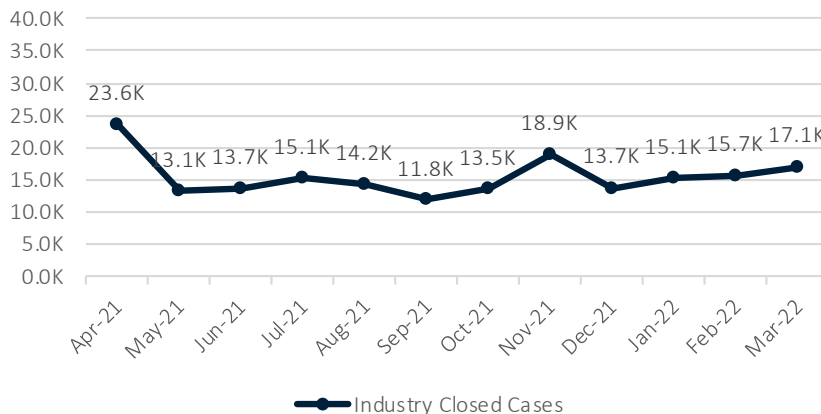
## Denied/Revoked

FY22 YTD

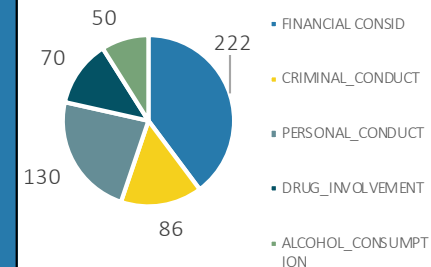


## Industry Closed Cases

FY21Q1	42,725
FY21Q2	42,157
FY21Q3	50,387
FY21Q4	41,156
FY22Q1	46,121
FY22Q2	47,855



## Guidelines Identified





# Vetting Risk Operations Industry Update

## PSI Execution

1M

NISP Contractors With Clearance Eligibility

100k

Requests for Investigations Processed  
\*Interim determinations average 7 days

8,000

Incidents Triaged

## CV Execution

Over 975,000

Industry Subjects Enrolled in CV

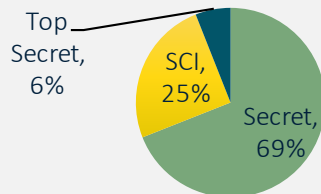
~156,000

Industry PRs Deferred into CV to Date

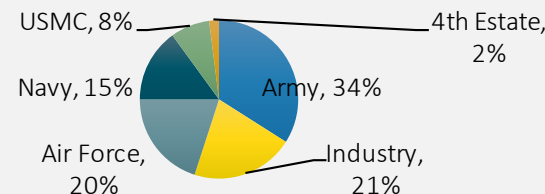
6%

Rate of CE Alerts Received

CV Population by Eligibility



CV Population by Component



## Industry Reminders

### CV ENROLLMENT : WHAT CAN INDUSTRY DO

Submit updated SF86 data if requested!  
*\*Follow guidance posted on DCSA website on Jan. 18, 2022*

### FY22 INDUSTRY CV ALERT TRENDS

19K Valid Alerts  
8K Actionable  
*\*41% not previously known*  
7K Unique Subjects

Majority Criminal and Financial

### CV WAY AHEAD TW 1.25 to TW 1.5

*\*Educate, Educate, Educate!*  
ADVERSE INFO REPORTING