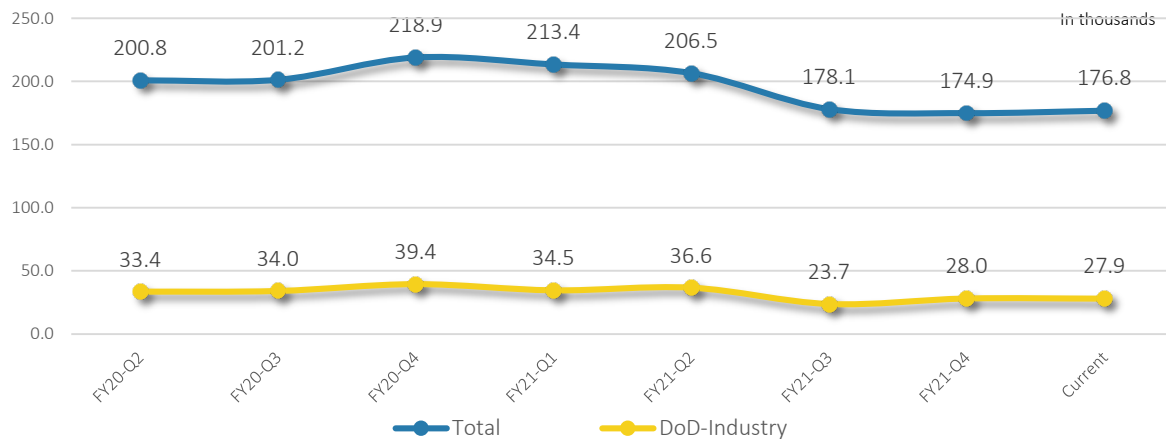


# DCSA INVESTIGATION INVENTORY & TIMELINESS | Industry

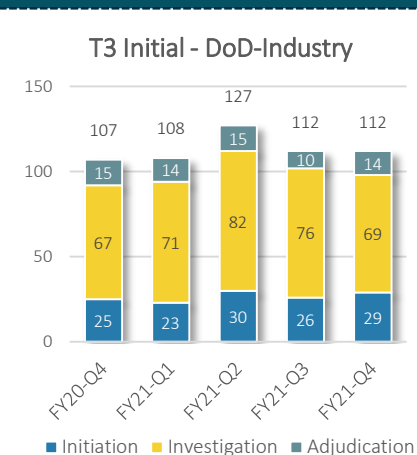
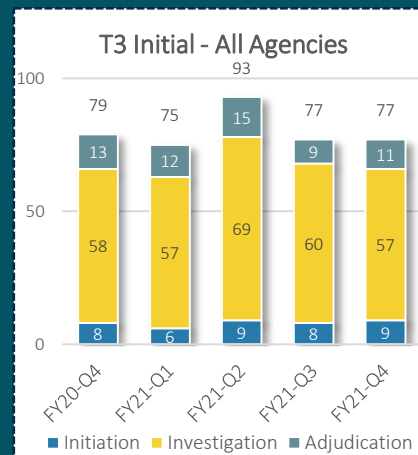
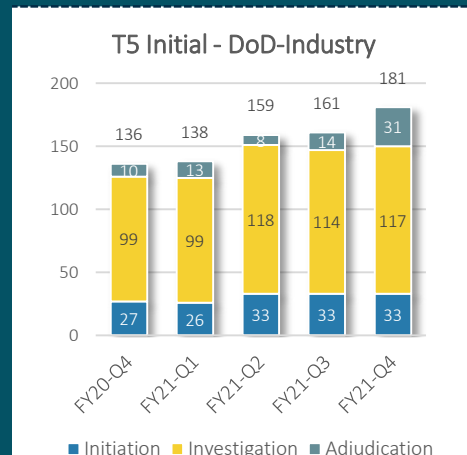
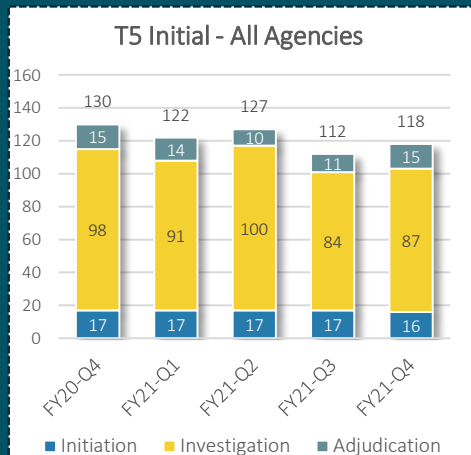


## INVESTIGATION

CURRENT INVENTORY	
All DCSA Customers	176.8K
Industry Only	27.9K



## END-TO-END TIMELINESS (Fastest 90% of adjudicated investigations in days)



# DCSA VROC – Industry Updates

## FY21 PSI Execution Continuous Vetting

**1M**

NISP Contractors With  
Clearance Eligibility

**180k**

Requests for Investigations  
Processed

**14,400**

Incidents Triaged

**Over 975,000**

Industry Subjects Enrolled in CV

**~145,000**

Industry PRs Deferred  
into CV to Date\*\*

**6%**

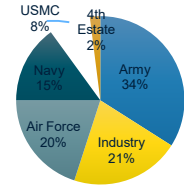
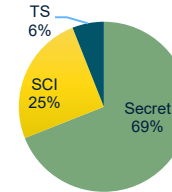
Rate of CE Alerts Received

### Early Detection

Early Detection and Risk Mitigation, before next PR due to begin

**Secret: 7 Years 1 month**

**Top Secret: 2 Years 7 Months**



### CV ENROLLMENT GOAL

**SUCCESS!!**

Thanks for the  
Partnership

### WHAT CAN INDUSTRY DO

Submit updated SF86  
data if requested!

**\*Follow guidance  
posted on DCSA  
website on Sep 2 2021**

### CV ALERT TRENDS

44K Valid Alerts

19K Actionable

**\*43% not previously known**

16K Unique Subjects

Majority Criminal and Financial

### CV WAY AHEAD

TW 1.25 to TW 1.5

**\*Educate, Educate,  
Educate!  
ADVERSE INFO  
REPORTING**



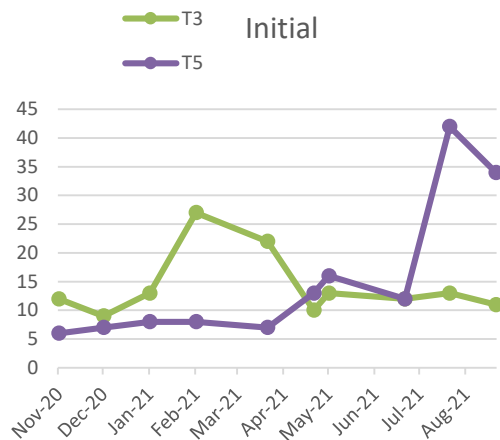


# Adjudications (ADJ) For Industry

## National Security Timeliness

### Historical Timeliness Initials

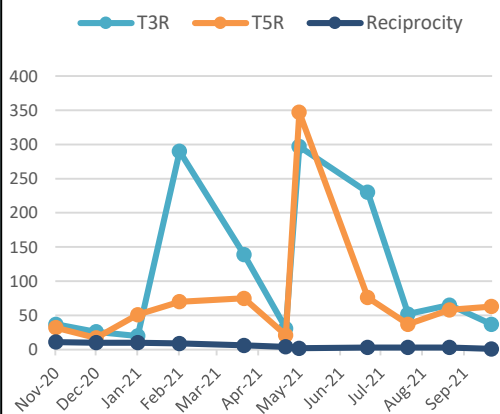
	T3	T5
Current Month	13	22
One Year Ago	18	31
Two Years Ago	37	41



### Historical Timeliness Reinvestigations

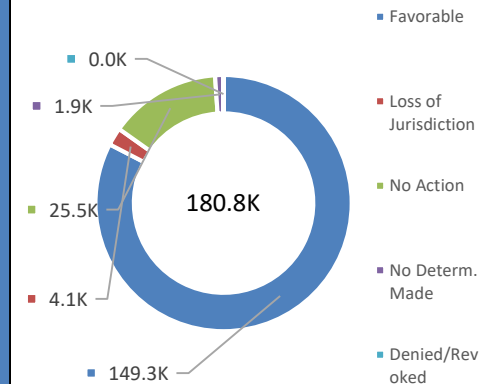
	T3R	T5R	Recip.
Current Month	27	63	1
One Year Ago	16	63	13
Two Years Ago	70	70	NA

## Reinvestigations

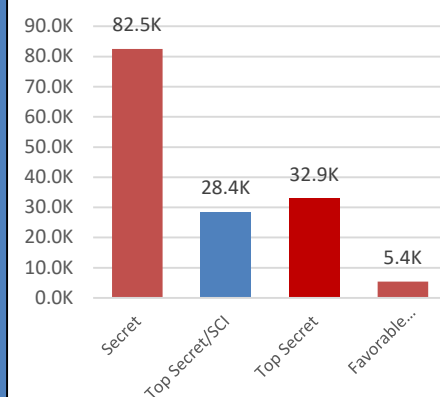


## National Security Adjudications

### Breakdown

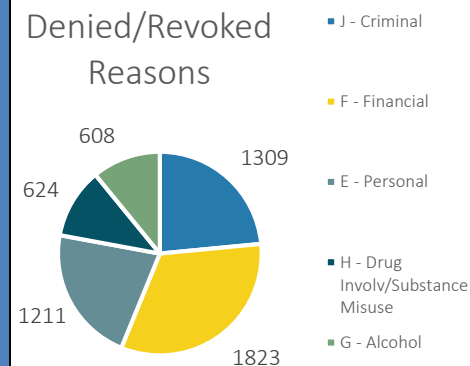


### Favorable Granted

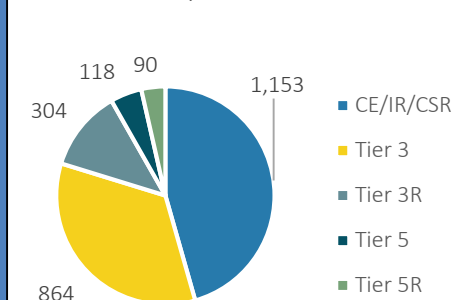


## Denied/Revoked

### Denied/Revoked Reasons

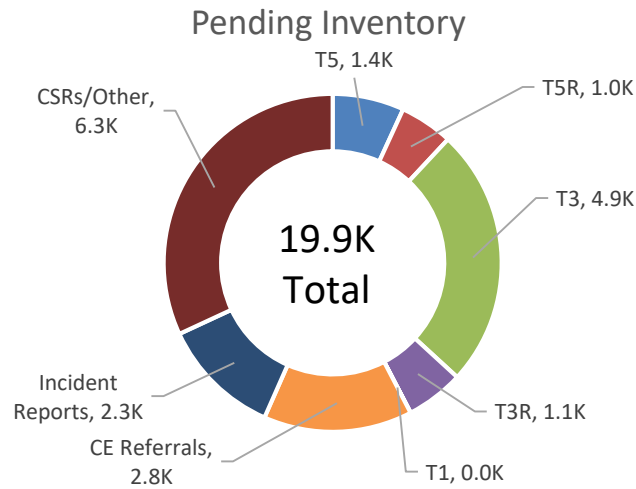


### Denied/Revoke Source

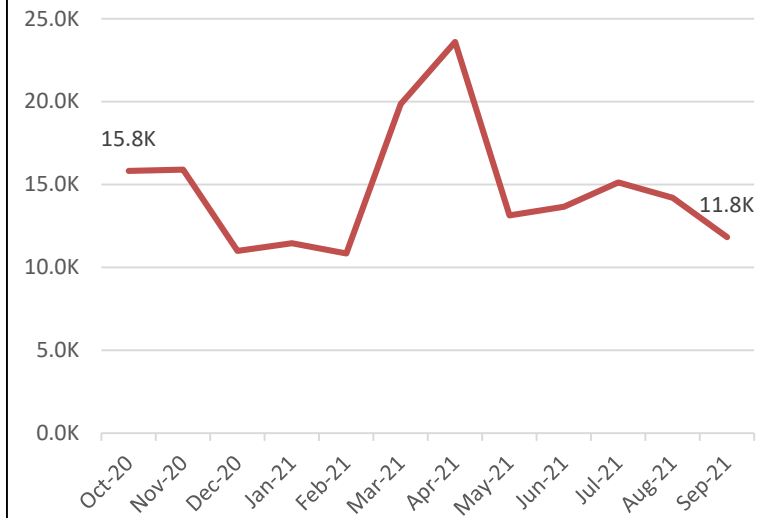




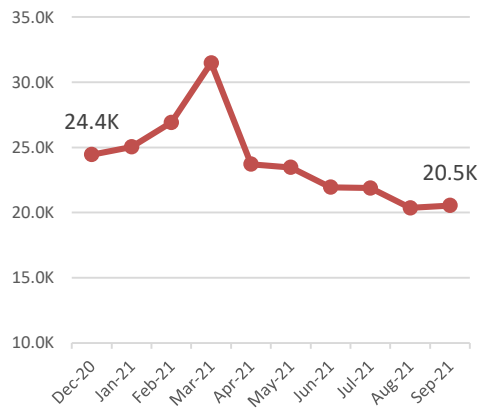
# Adjudications (ADJ) For Industry



**Monthly Closed**



**Trend**



**Historical Inventory**

Historical Inventory	
Current Month	19.9K
Last Month	20.4K
Last Year	38.4K

**Monthly Closed**

Monthly Closed	
Current Month	11.8K
Last Month	14.2K
Last Year	12.9K