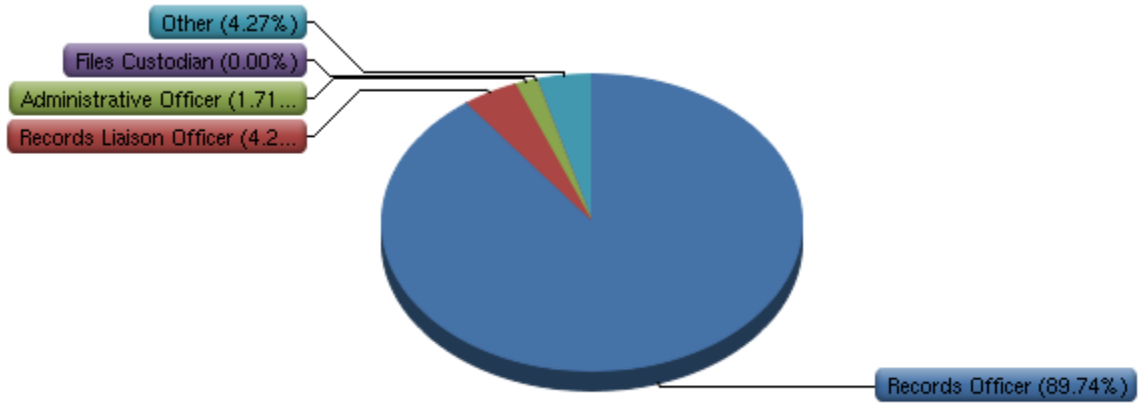


Appendix A: 2009 Survey Results

1. Please identify your position.

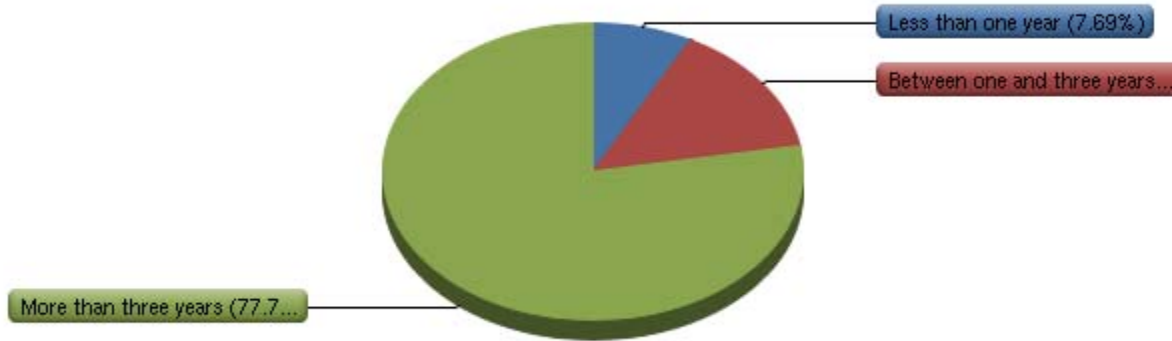


	Answer	Response	%
1	Records Officer	105	90%
2	Records Liaison Officer	5	4%
3	Administrative Officer	2	2%
4	Files Custodian	0	0%
5	Other	5	4%
	Total	117	100%

Statistic	Value
Mean	1.25
Variance	0.74
Standard Deviation	0.86
Total Responses	117

Appendix A: 2009 Survey Results

2. How long have you worked in records management with the Federal government?

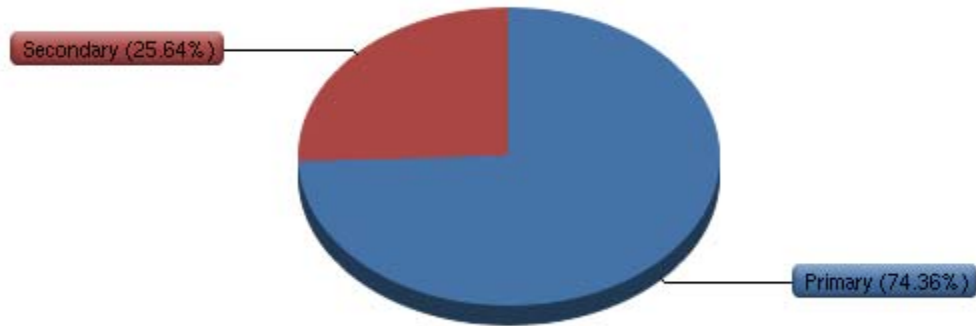


#	Answer	Response	%
1	Less than one year	9	8%
2	Between one and three years	17	15%
3	More than three years	91	78%
	Total	117	100%

Statistic	Value
Mean	2.70
Variance	0.37
Standard Deviation	0.61
Total Responses	117

Appendix A: 2009 Survey Results

3. Is records management currently your primary or secondary responsibility?

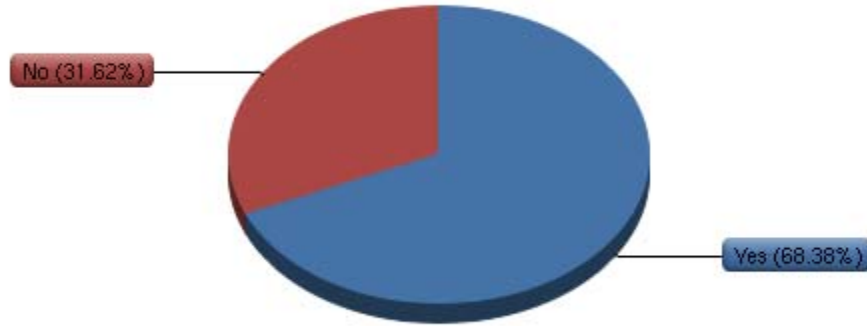


#	Answer	Response	%
1	Primary	87	74%
2	Secondary	30	26%
	Total	117	100%

Statistic	Value
Mean	1.26
Variance	0.19
Standard Deviation	0.44
Total Responses	117

Appendix A: 2009 Survey Results

4. Has your agency submitted SF-115's for approval to NARA during the past year?

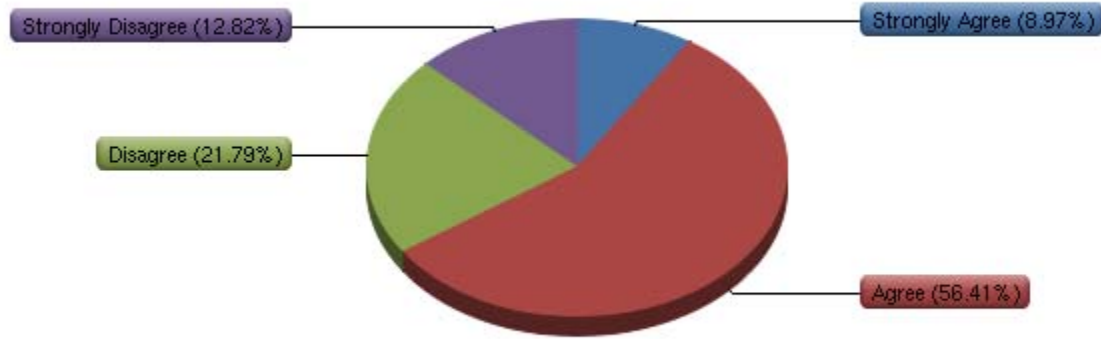


#	Answer	Response	%
1	Yes	80	68%
2	No	37	32%
	Total	117	100%

Statistic	Value
Mean	1.32
Variance	0.22
Standard Deviation	0.47
Total Responses	117

Appendix A: 2009 Survey Results

5. The time NARA took to approve the submitted records schedule was satisfactory.

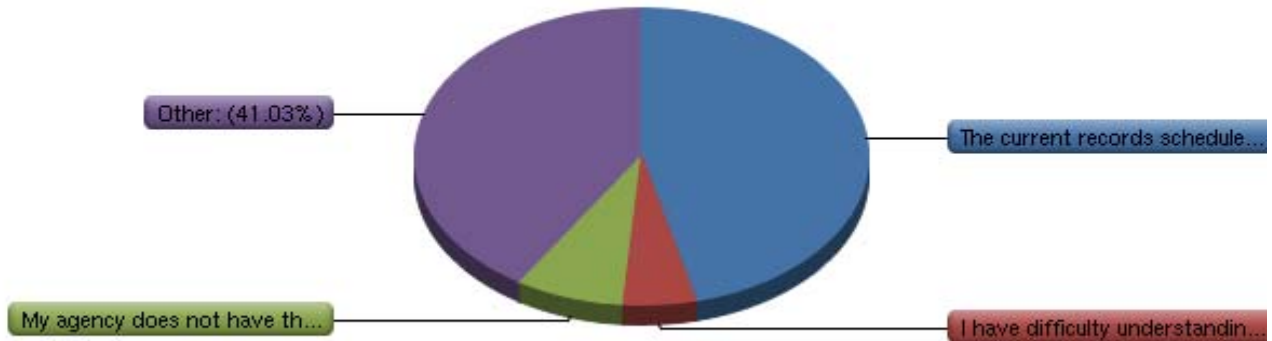


#	Answer	Response	%
1	Strongly Agree	7	9%
2	Agree	44	56%
3	Disagree	17	22%
4	Strongly Disagree	10	13%
	Total	78	100%

Statistic	Value
Mean	2.38
Variance	0.68
Standard Deviation	0.83
Total Responses	78

Appendix A: 2009 Survey Results

6. My agency has not recently submitted records schedules to NARA because: (Please select all that apply.)

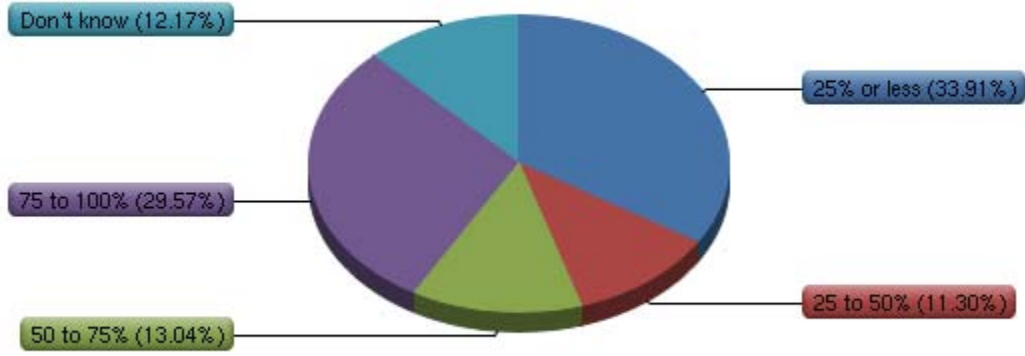


#	Answer	Response	%
1	The current records schedules at my agency are adequate.	18	49%
2	I have difficulty understanding NARA's scheduling process.	2	5%
3	My agency does not have the resources to schedule its records at this time.	3	8%
4	Other:	16	43%

Statistic	Value
Total Responses	37

Appendix A: 2009 Survey Results

7. What percentage of your agency's electronic records are covered by a NARA-approved records schedule?

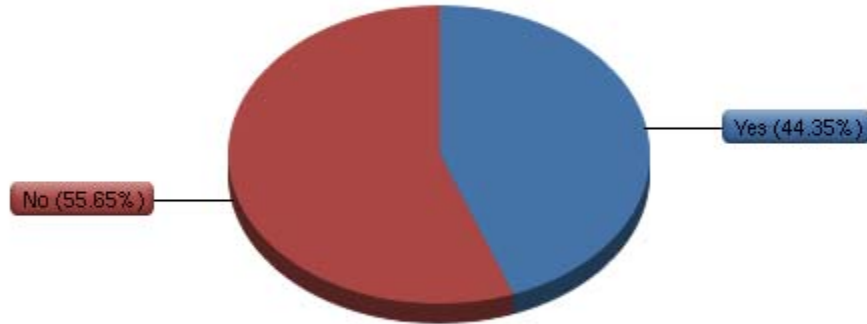


#	Answer	Response	%
1	25% or less	39	34%
2	25 to 50%	13	11%
3	50 to 75%	15	13%
4	75 to 100%	34	30%
5	Don't know	14	12%
	Total	115	100%

Statistic	Value
Mean	2.75
Variance	2.21
Standard Deviation	1.49
Total Responses	115

Appendix A: 2009 Survey Results

8. I receive the monthly Registered Schedules Status Report from NARA.



#	Answer	Response	%
1	Yes	51	44%
2	No	64	56%
	Total	115	100%

Statistic	Value
Mean	1.56
Variance	0.25
Standard Deviation	0.50
Total Responses	115

9. Do you plan to submit SF-115's for your unscheduled electronic records to NARA by September 30, 2009?

#	Answer	Response	%
1	Yes	92	80%
2	If no, please state reason(s).	23	20%
	Total	115	100%

Appendix A: 2009 Survey Results

Statistic	Value
Mean	1.20
Variance	0.16
Standard Deviation	0.40
Total Responses	115

10. When I contact our NARA appraisal archivist for assistance, I receive a timely response.

#	Answer	Response	%
1	Yes	105	92%
2	No	9	8%
	Total	114	100%

Statistic	Value
Mean	1.08
Variance	0.07
Standard Deviation	0.27
Total Responses	114

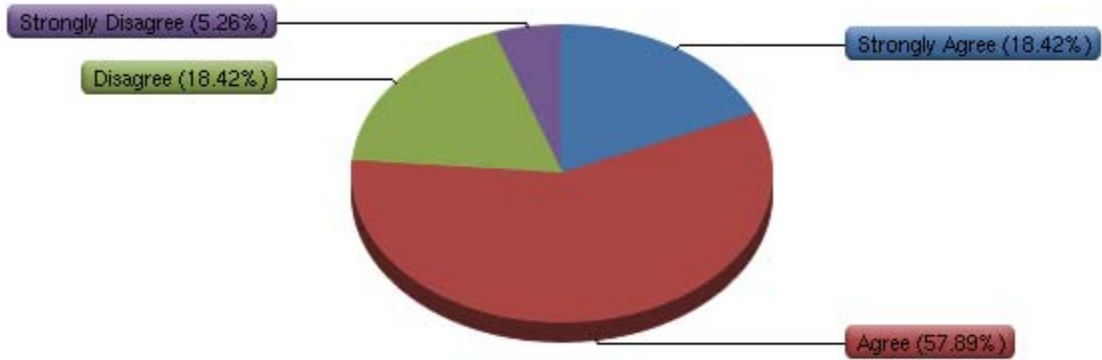
11. I have a good working relationship with my agency's NARA appraisal archivist.

#	Answer	Response	%
1	Yes	109	95%
2	No	6	5%
	Total	115	100%

Statistic	Value
Mean	1.05
Variance	0.05
Standard Deviation	0.22
Total Responses	115

Appendix A: 2009 Survey Results

12. NARA's records scheduling policy and procedures are clear and easy-to follow.



#	Answer	Response	%
1	Strongly Agree	21	18%
2	Agree	66	58%
3	Disagree	21	18%
4	Strongly Disagree	6	5%
	Total	114	100%

Statistic	Value
Mean	2.11
Variance	0.57
Standard Deviation	0.76
Total Responses	114

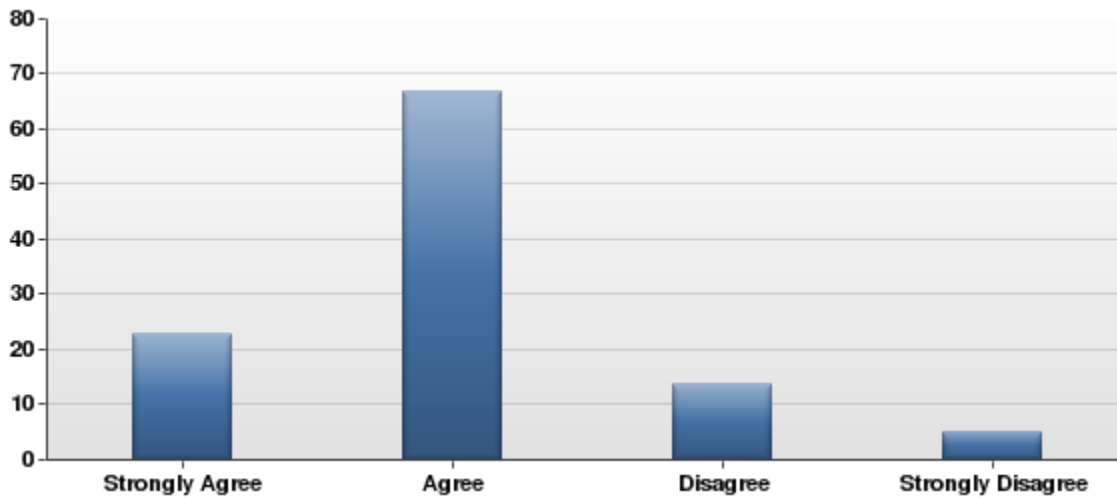
13. Do you use the General Records Schedules (GRS)?

#	Answer	Response	%
1	Yes	109	95%
2	No	6	5%
	Total	115	100%

Appendix A: 2009 Survey Results

Statistic	Value
Mean	1.05
Variance	0.05
Standard Deviation	0.22
Total Responses	115

14. The GRS is easy to use.



#	Answer	Response	%
1	Strongly Agree	23	21%
2	Agree	67	61%
3	Disagree	14	13%
4	Strongly Disagree	5	5%
	Total	109	100%

Statistic	Value
Mean	2.01
Variance	0.53
Standard Deviation	0.73
Total Responses	109

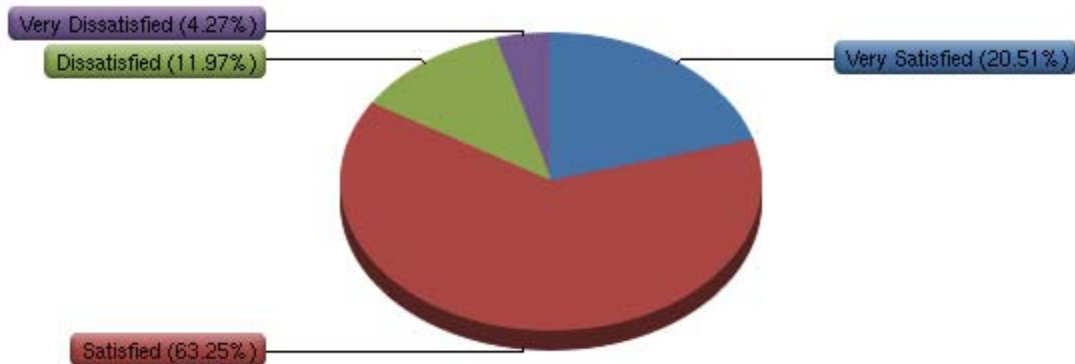
Appendix A: 2009 Survey Results

15. Please indicate reason.

#	Answer	Response	%
1	The GRS is not easy to use.	2	33%
2	The GRS retention periods are inadequate for my agency.	0	0%
3	The GRS is not comprehensive enough.	1	17%
4	The GRS does not address my agency's records.	3	50%
Total		6	100%


Statistic	Value
Mean	2.83
Variance	2.17
Standard Deviation	1.47
Total Responses	6

16. How satisfied are you with NARA scheduling and appraisal services?



#	Answer	Response	%
1	Very Satisfied	24	21%
2	Satisfied	74	63%

Appendix A: 2009 Survey Results

3	Dissatisfied		14	12%
4	Very Dissatisfied		5	4%
	Total		117	100%

Statistic	Value
Mean	2.00
Variance	0.50
Standard Deviation	0.71
Total Responses	117

17. Please let us know the most important thing we could do to improve our scheduling and appraisal services to you:

Statistic	Value
Total Responses	88

Please see [Appendix B](#) for analysis of the comments.