

DATE: 11-14-2017

JFK Assassination System  
Identification Form

Date: 5/28/201

---

Agency Information

AGENCY : FBI  
RECORD NUMBER : 124-10283-10062

RECORD SERIES : HQ

AGENCY FILE NUMBER : 92-2914-66, 67

---

Document Information

ORIGINATOR : FBI  
FROM : SAC, PG  
TO : DIRECTOR, FBI

TITLE :

DATE : 01/25/1960  
PAGES : 24

SUBJECTS :  
GM, RES, MISUR, SURVEY, RESULTS

DOCUMENT TYPE : PAPER, TEXTUAL DOCUMENT  
CLASSIFICATION : Secret  
RESTRICTIONS : 1B; 4  
CURRENT STATUS : Redact  
DATE OF LAST REVIEW : 05/15/1998

OPENING CRITERIA : INDEFINITE

COMMENTS : INC 3 A/T, 7 DIAGRAMS, 2 ENV

DATE: 11-14-2017

February 19 1960

**AIRTEL**

**EX-130**

**TO: SAC, Pittsburgh (92-236 Sub 2)**  
**FROM: Director, FBI (92-2914) - 67**

**JUNE**

**GABRIEL MANNARINO, aka.**  
**ANTI-RACKETEERING**

ReBuairtel 2/1/60 and your airtel 2/4/60.

Your suggestion that a microphone-telephone type of installation be employed in connection with this proposed surveillance is not approved. While the Laboratory is of the opinion this type of installation will be technically feasible, it would, in effect, constitute a telephone tap which would intercept telephone conversations and for that reason is not being approved.

In the event future circumstances indicate the desirability of considering an alternate type of installation, you should advise Bureau, furnishing your recommendations.

**NOTE** Pittsburgh ascertained that a cottage is under construction in a remote suburban area approximately 25 miles northeast of Pittsburgh, Pa., and 8 miles from New Kensington, Pa. An informant has advised that this cottage, when completed, will be utilized by Gabriel Mannarino, Pittsburgh top hoodlum. He has also advised hoodlums from the Pittsburgh area and from other parts of the country will probably utilize this cottage as a meeting place. Pittsburgh recommended that the premises be surveyed to determine if special coverage could be installed.

Pursuant to Bureau authority, this survey was completed and Pittsburgh recommended installation of a radio-microphone type of equipment. This was considered by the Laboratory which concluded that type of equipment is feasible only for short term installations

- Tolson \_\_\_\_\_
- Mohr \_\_\_\_\_
- Parsons \_\_\_\_\_
- Belmont \_\_\_\_\_
- Callahan \_\_\_\_\_
- DeLoach \_\_\_\_\_
- Malone \_\_\_\_\_
- McGuire \_\_\_\_\_
- Rosen \_\_\_\_\_
- Tamm \_\_\_\_\_
- Trotter \_\_\_\_\_
- W.C. Sullivan \_\_\_\_\_
- Tele. Room \_\_\_\_\_
- Ingram \_\_\_\_\_
- Gandy \_\_\_\_\_

1 - R. A. Miller (7318)

JGL:swb  
(5)

(See note continued page 2)

MAILED 5  
FEB 9 1960  
COMM-FBI

RA Miller

6 FEB 17 1960 TELETYPE UNIT

DATE (44-14-2017)

FBI

Date: 2/4/60

Transmit the following in \_\_\_\_\_  
(Type in plain text or code)

Via AIR TEL \_\_\_\_\_  
(Priority or Method of Mailing)

*SECRET*

TO: DIRECTOR, FBI (92-2914)

JUNE

FROM: SAC, PITTSBURGH (92-236-Sub 2)

ALL INFORMATION CONTAINED  
HEREIN IS UNCLASSIFIED  
DATE 11/11/03 BY 60322 UCBAW/STP

SUBJECT: GABRIEL MANNARINO, aka.,  
AR

Remylet of 1/25/60 and Bureau airtel dated 2/1/60.

The alternate possibilities for coverage set out in the above referenced airtel were much appreciated. Although they had been previously considered by this office, they were tentatively discarded in favor of a radio-microphone installation for the following reasons:

Regarding suggestion No. 1 (use of an [SPMT] installation) (S)  
Due to the character of this case it was presumed that it would be difficult to obtain authority for a microphone-telephone type of installation. Also it was realized that a local plant would be necessary and would increase the cost of monitoring. In addition, such an installation would not be productive until telephone service was requested and installed at the cottage.

Regarding suggestion No. 2 (use of an underground cable):  
The distance, terrain and security problems involved would make such an undertaking extremely difficult. No water, sewer or gas lines have been or will be extended from the road to the cottage. Such public utilities are not available due to the rural location of the cottage.

- 3 - Bureau (Encl. 1 Sketch)
- 2 - Pittsburgh

*4/12/75*  
*5668 Old SAT*  
*REG II*  
*OFK*  
*RA [unclear]*

*92-2914-67*

CTA:cmg  
(5)

*10 15*  
*20 FEB 6 1960*

*1 ENCLOSURE*

*cc-wick*

*GRAND TEL*  
*[Signature]*

Approved: \_\_\_\_\_  
Special Agent in Charge

Sent \_\_\_\_\_ M Per \_\_\_\_\_

DATE: 11-14-2017

SECRET

PG 92-236-Sub 2)

Due to the urgency of completing the interior portion of this installation, additional surveys have not been made. Based on current knowledge, an [SPMT] installation (S) is believed feasible. The possibility of running an underground cable has not been entirely abandoned but additional surveys would be necessary to make a full evaluation. There is a third alternative of getting a signal from the cottage to the road. If, through the Laboratory's established sources in the wire manufacturing industries, it is possible to obtain or have made a length of disguised twisted-pair drop-line, then an extra pair could be securely carried into the cottage. The main advantage of such a facility (over an [SPMT]) is that it (S) would not necessarily have to be monitored locally. The Bureau is in a position of being able to determine the desirability and feasibility of obtaining such wire.

Due to the urgency of completing the interior portion of this installation, this office has concentrated on planning this portion so that it can be installed immediately and still be used with whatever exterior facilities become available in the future. Since at this point the only method which is known to be feasible is the use of the [SPMT], authority is requested (S) to immediately install the interior portion described below:

Three MOUSE units to be installed in the same locations and in the same manner as described and illustrated (Fig. 5) in the above referenced Pittsburgh letter. MOUSE units No. 2 and 3 would be in parallel. The lead wires for all three units would be brought to a common point located in the boxing in the southeast corner of the kitchen. This point is chosen since this is the most logical entrance of any telephone wiring subsequently installed in the cottage.

- 2 -

SECRET

DATE: 11-14-2017

SECRET

PG 92-236-Sub 2

Enclosed is a sketch showing the circuitry proposed. With the exception of the telephone line, all the wiring illustrated would be installed immediately. Later, if an [SPMT] is used, all that would be necessary to do is route the incoming telephone line under the disguised house wiring terminal box, cut the line and make four connections. In the event a separate line is available and the [SPMT] is not used, the line would be attached at the points marked with an asterisk (\*). In either event, switching facilities would be provided at the plant for reversing the polarity of the microphone voltage, so that selective coverage within the cottage would be possible. MOUSE No. 3 is felt to be very desirable since it would cover conversations on the porch--a probable place for many conversations during the summer months. It is recognized that placing MOUSE units Nos. 2 and 3 in parallel creates an unbalanced condition when reversing microphone voltage polarity. If it is possible to use the ~~MOUSE regulated power supply in conjunction with the [SPMT] switching unit, it appears logical that this unit will automatically compensate for the unbalance.~~ *NOT POSSIBLE* If it is not possible to use the regulated power supply then it would appear that the microphone current could be adjusted manually at the plant. (S) (S)

If it is later determined feasible to bring an underground line into the cottage, this line would also be connected at the points marked by an asterisk (\*).

No alteration of the future telephone instrument is planned at this time since it is not felt that additional microphone coverage would be necessary. In addition, the current requirements of and the audio levels from the instrument microphone would probably not be compatible with the MOUSE units.

DATE: 11-14-2017

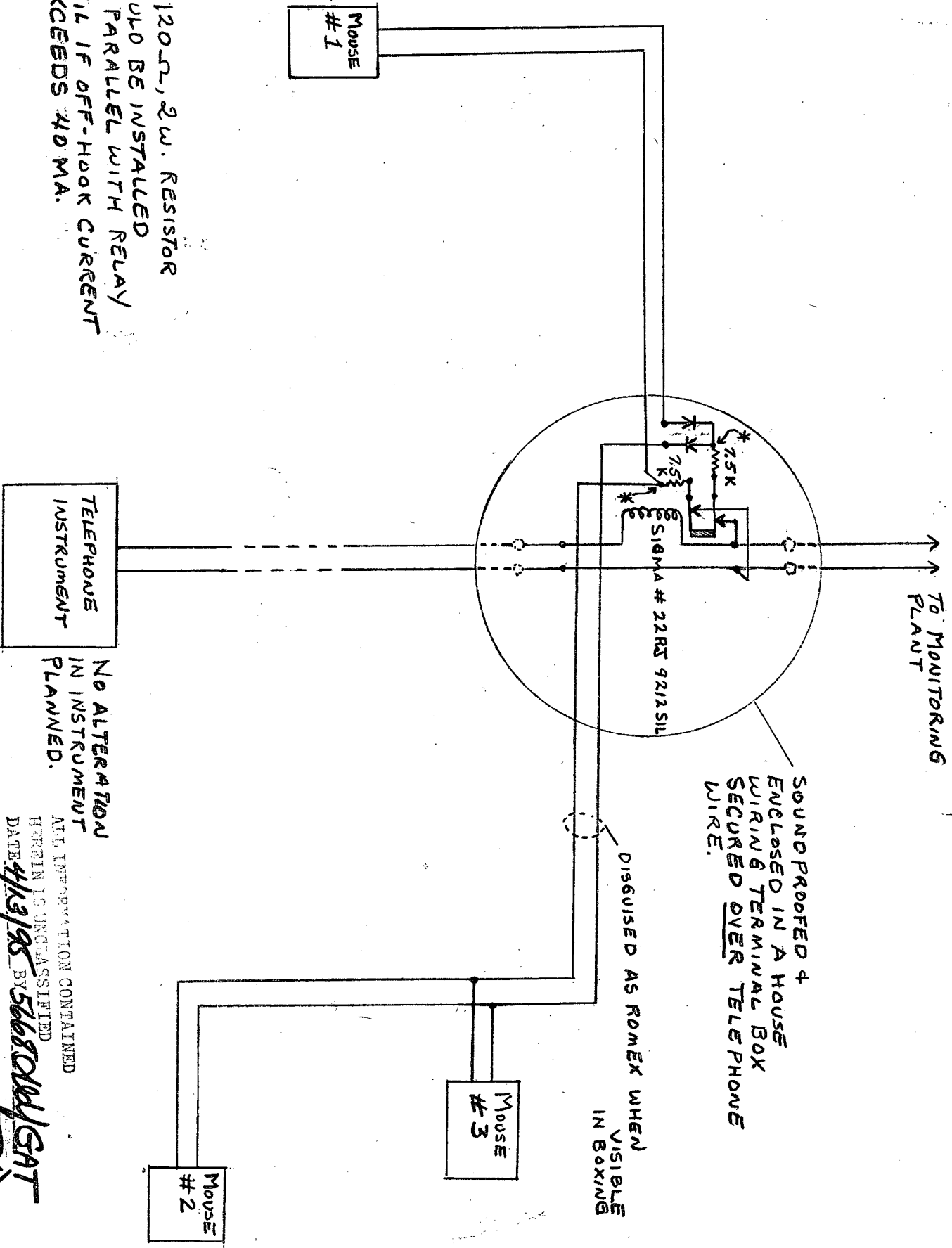
SECRET

PG 92-236-Sub 2

If the Bureau approves the proposed interior installation, it is requested that this office be supplied with two additional MOUSE units and a suitable Sigma relay. At the present time it appears that all additional necessary equipment can be obtained locally.

DATE: 11-14-2017

A 120Ω, 2W. RESISTOR  
WOULD BE INSTALLED  
IN PARALLEL WITH RELAY  
COIL IF OFF-HOOK CURRENT  
EXCEEDS 40 MA.



NO ALTERATION  
IN INSTRUMENT  
PLANNED.

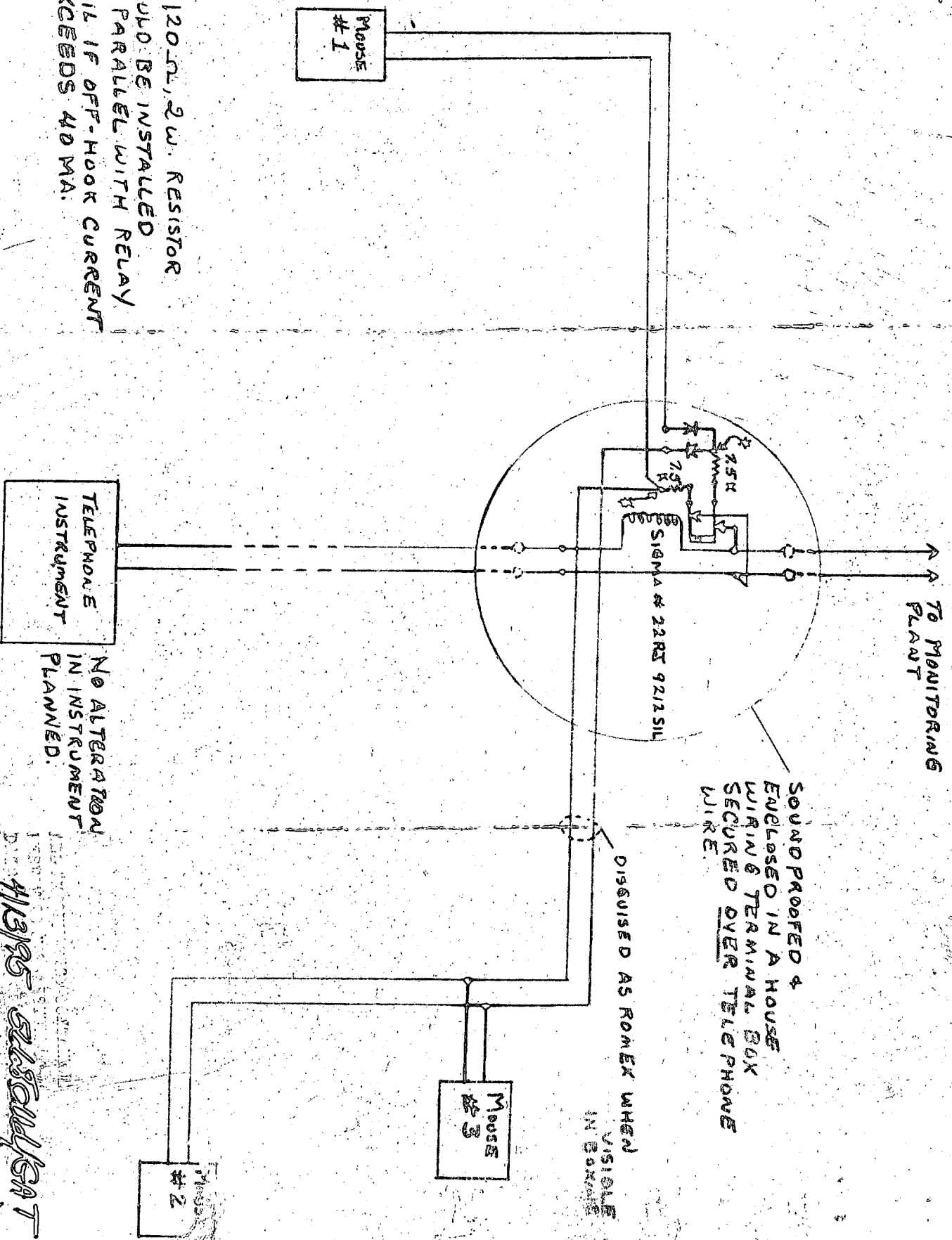
SOUNDPROOFED &  
ENCLOSED IN A HOUSE  
WIRING TERMINAL BOX  
SECURED OVER TELEPHONE  
WIRE.

DISGUISED AS ROMEX WHEN  
VISIBLE  
IN BOXING

ALL INFORMATION CONTAINED  
HEREIN IS UNCLASSIFIED  
DATE 4/13/95 BY 56680WJ/SAT  
(BFR)

DATE: 11-14-2017

A 120-ohm, 2-watt resistor would be installed in parallel with relay coil if off-hook current exceeds 40 mA.



TELEPHONE INSTRUMENT

NO ALTERATION IN INSTRUMENT PLANNED.

MOUSE #1

MOUSE #3

MOUSE #2

TO MONITORING PLANT

SOUND PROOFED & ENCLOSED IN A HOUSE WIRING TERMINAL BOX SECURED OVER TELEPHONE WIRE.

DISGUISED AS ROMEX WHEN VISIBLE IN BOXES

4/13/85 BRADLEY (GRC)



DATE: 11-14-2017

2/1/60

*SECRET*

Airtel

ALL INFORMATION CONTAINED  
HEREIN IS UNCLASSIFIED EXCEPT  
WHERE SHOWN OTHERWISE.

To: SAC, Pittsburgh (92-236-Sub 2)

EX-130

JUNE

From: Director, FBI (92-2914) - 66

GABRIEL MANNARINO, aka  
AR

REC- 27

Reurlet 1/25/60, captioned as above setting forth details of MISUR survey at subject's cottage.

The various aspects of providing MISUR coverage under the peculiar conditions presented by this case have been considered. The presentation of the survey material submitted is excellent reflecting thoroughness in the survey and detail in the proposed installation.

From the installation standpoint, the radio-microphone installation recommended may be feasible; however, other technical factors rule out the use of radio-microphone equipment in proposed installation. This type equipment is suitable only for short term installations where operation for a few days or a week or two may be expected to provide the desired coverage. Radio-microphone equipment is not designed for continuous operation over longer periods of time and it must be expected that extended periods of operation will result in failure of transmitter tubes or other components. Control equipment suggested to provide intermittent operation of transmitter would not eliminate this problem since control equipment would be in continuous operation and therefore would be subject to failure.

It appears that two possibilities exist whereby MISUR coverage of this residence may be effected by operation of microphone over wires. These may have already been evaluated by you and discarded in favor of the proposed radio-microphone installation. Since the Bureau considers

- Tolson \_\_\_\_\_
- Mohr \_\_\_\_\_
- Parsons \_\_\_\_\_
- Belmont \_\_\_\_\_
- Callahan \_\_\_\_\_
- DeLoach \_\_\_\_\_
- Malone \_\_\_\_\_
- McGuire \_\_\_\_\_
- Rosen \_\_\_\_\_
- Tamm \_\_\_\_\_
- Trotter \_\_\_\_\_
- W.C. Sullivan \_\_\_\_\_
- Tele. Room \_\_\_\_\_
- Ingram \_\_\_\_\_
- Gandy \_\_\_\_\_

1 - Mr. Leggett, Room 4712

RAM:pcc (6)

FEB 17 1960

4/12/75  
5668 Old/BAT  
OFFK  
FEB - 1 1960  
MAILED 2  
COMM-FBI

MAIL ROOM  TELETYPE UNIT

SECRET

Airtel to SAC, Pittsburgh  
RE: GABRIEL MANNARINO  
92-2914

MISUR coverage of subject's cottage very desirable, it is requested that you provide Bureau with comments and observations regarding possibility of MISUR coverage along following lines:

1. Should telephone service be requested it may be possible to operate a Single Pair Microphone-Telephone (SPMT). The SPMT unit may also be used to operate one or two microphones or MOUSE units on the subscriber's telephone wire without additional wires. Microphones could be installed prior to occupancy of the cottage and leads connected to telephone lines when telephone service is established. Operation of SPMT unit requires that the subscriber's line be looped through the monitoring point which must be located somewhere between the subscriber's telephone instrument and the telephone company central office. Section 26, Part 1, Handbook of Technical Equipment sets forth details of this equipment and technical considerations necessary for SPMT operation.
2. The possibility of using underground wires for microphone egress is a possibility in this case. It may be possible to follow the route of the water or sewer lines in the immediate vicinity of the cottage and then route the underground cable to telephone company pole where connections can be made to telephone wires leading to a plant. Security of wire laying operations and terrain conditions will largely determine whether underground wire can be laid to a suitable point for connection to overhead telephone wires.

It is desired that any additional survey necessary be conducted to evaluate these possibilities for MISUR coverage, and that the Bureau be advised without delay whether either approach in this MISUR installation appears to be feasible.

SECRET

DATE: 11-14-2017

STANDARD FORM NO. 64

# Office Memorandum • UNITED STATES GOVERNMENT

TO : DIRECTOR, FBI (92-2914)

DATE: 1/25/60

*Rob* : SAC, PITTSBURGH (92-236-Sub 2)

JUNE

SUBJECT: GABRIEL MANNARINO, aka.  
AR

ALL INFORMATION CONTAINED  
HEREIN IS UNCLASSIFIED  
DATE 4/12/94 BY 5668 ddy/gat  
JFK

Pursuant to Bureau authority dated 12/31/59 a survey has been completed to determine the feasibility of installing a misur at a cottage owned by the subject.

721 - 7318

All known ways and means of establishing such a misur have been carefully considered. After taking all aspects of the problem into consideration, it appears that a radio-microphone installation is feasible and is the most logical choice under the somewhat peculiar conditions presented by this case. This choice was made in view of the following factors relating to technical problems, security considerations and investigative advantages:

(1) It is recognized that the use of telephone wiring disguises are generally considered more secure than the use of radio-microphone techniques. In this case, however, telephone disguises do not appear to be available because of the following:

(A) No telephone service has been installed in or near the cottage and no request for such service has been made.

(B) Although telephone service may eventually be requested, the local independent telephone company, which will service this cottage, uses "twisted-pair" drop-line exclusively. According to the telephone company source, the use of any other type of drop-line would be noticed and considered unusual by telephone company employees. This precludes the use of disguised parallel-drop which is available and appears to make it very difficult, if not impossible, to carry an extra line into the cottage via telephone wiring.

RECORDED & INDEXED

33

*ma*

In addition, due to the rural area in which the cottage is located, the possibility of a neighbor accidentally receiving the transmission is slight.

*Airtel  
2-1-60  
Ram:Pa*

2-Bureau (Encs. 5 - Figures 1-6)  
2-Pittsburgh  
CTA:HKK  
(4)

**ENCLOSURE**

**CRIMINAL**

REC-27 REGISTERED

92-2914-66

18 JAN 28 1960

DATE: 11-14-2017

PG 92-236-Sub 2

There is a  $3\frac{1}{2}$  foot deep crawl space under most of the cottage. The floor is of  $\frac{3}{4}$  inch plyboard and is covered with heavy carpeting. The cottage has no attic space since the roof and interior ceiling run parallel to one another at all points and are separated only by a 4" insulated space.

The interior walls are of mahogany panelling. Approximately 14 inches from the wall-ceiling junction, a 4 inch wide white painted decorative molding extends around certain of the interior walls (noted on Figure 5). Separate pieces of panelling (about 14 inches by 36 inches) have been used above the molding and it appears that these can be removed without disturbing the molding or the lower portions of the panels. Around certain of the walls in the dining-kitchen area, at the same height as the molding, a 14 inch by 20 inch hollow boxing has been constructed to provide concealment for heating ducts, plumbing and electrical wiring (noted on Figures 3 and 5).

#### PROPOSED INSTALLATION

It is proposed that three microphones and two transmitters be installed in the manner and location illustrated in Figure 5. First choice is indicated in red-- second choice in green. The small panels above the molding can be removed with relative ease and microphones No. 1 and No. 2 installed behind as illustrated in Figure 4. Microphone No. 3 can be imbedded in the upper surface of a ledge extending across the north side of the porch. The lead wire for microphones No. 1 and No. 2 can be securely hidden behind the molding and will be completely hidden from view even on close inspection. The lead wire for microphone No. 3 will be in parallel with microphone No. 2. Certain portions of the lead wires will extend through the hollow boxing. The top of this boxing is about  $7\frac{1}{2}$  ft. above the floor and the interior is accessible only from the top. The top is covered with 1 inch by 12 inch boards. As illustrated, certain portions of this boxing will be used to carry the lead wires. All lead wires extending through this boxing will be disguised as Romex cable even though the chances of any subject inspecting this boxing is very slight.

DATE: 11-14-2017

PG 92-236-Sub 2

Position No. 4 is the proposed location of the transmitters. This position is within a portion of the boxing on the east side of the kitchen. 117 v. ac. is readily available within this boxing. It is anticipated that the transmitters can be mounted in a wood or metal box and marked "automatic pressure regulating device for water system." (The cottage is provided with its own water system. The pump and compressor are located under one of the kitchen cabinets in the northeast corner of the kitchen.) The antennae can be disguised as pieces of Romex cable. After this equipment is installed, it is planned that the 1 inch by 12 inch cover boards will be nailed in place.

In the alternate location (green on Figure 5) the transmitters would be located in a space above the low ceiling of the shower stall. Access to this space would be gained by removing the small panels mentioned previously. Alternate microphone No. 2 would be located in the base of a light fixture mounted on the boxing.

Two transmitters are proposed in order that coverage will continue if one should fail and in order that selective coverage may be had within the cottage.

Investigation and observation reflects that it is practical and secure to mount the receiving equipment on a telephone pole in the near vicinity of the cottage. A telephone line and 117 v. ac. can be terminated on the pole. The telephone line would, of course, terminate in either a local plant or the Pittsburgh consolidated plant. The equipment can be mounted in the weatherproof box which can be locked. The box would be marked "Experimental telephone carrier system equipment." The receiving antennae can extend along the pole and can be disguised as ground wires. It should be possible for the personnel at the monitoring position to select the output of either transmitter.

Figure 6 illustrates two telephone poles in the vicinity of the cottage where both power and a telephone line can be terminated. The distances of these poles from the cottage are indicated.

DATE: 11-14-2017

PG 92-236-Sub 2

ASSEMBLY OF EQUIPMENT AND TECHNICAL SPECIFICATIONS

If this proposed installation is approved, it is respectfully requested that the Laboratory assemble the necessary transmitting and receiving-remote control equipment in accordance with the following specifications:

The transmitters should be as small, as stable and as trouble-free as possible. Selection of the transmitter frequencies will be left to the Laboratory. The output power should, of course, be well below the minimum power requiring a license and should be no more than necessary to provide "solid" reception at the receiving site (600 yard range). Care should, of course, be taken to prevent any harmonic radiations in amateur broadcast or television bands. The power consumption and the heat generated by the equipment should be as low as possible. It is anticipated that Knowles 50 ohm microphones will be used. As was previously stated, it is anticipated that microphones 2 and 3 will be in parallel. The equipment should be mounted in a suitable wood or metal box with Romex fittings attached for power input, audio input and antennae output.

The size or the power consumption of the receiving equipment is not critical. This equipment will be available for servicing. Through the use of direct current impulses originating at the monitoring end of the telephone line it should be possible to energize a relay at the receiving point which would select the output of either transmitter. It should be possible to control the audio output level of the receiving equipment. This equipment should be mounted in a suitable waterproof box with a lock.

Pittsburgh presently possesses one Knowles 50 ohm microphone. Two additional microphones are needed. All other supplies will be obtained locally.

Much of the microphone lead wire will run parallel to a.c. house wiring. The Laboratory's opinion regarding the advisability of using shielded lead wire is requested.

DATE: 11-14-2017

PG 92-236-Sub 2

SECURITY OF INSTALLATION

It is anticipated that the installation personnel will enter the cottage under the pretext of being workmen. Suitable props will be used to justify this pretext. Prior to any entrance into the cottage, all logical subjects who might enter the cottage will be placed under surveillance and will be surveilled during the entire operation. Special Agent personnel who are well acquainted with all logical subjects will be placed at either end of the road and will provide additional warning of any possible approach of the subjects. It is, of course, realized that trespass will occur but every precaution will be taken to prevent any possibility of compromise.

COSTS

The telephone company source will place 117 v. a.c. on the selected telephone pole for a maximum charge of \$20.00. There is a \$2.00 per month minimum charge for power used.

A leased line from Leechburg to Pittsburgh will cost a maximum of \$85.00 per month.

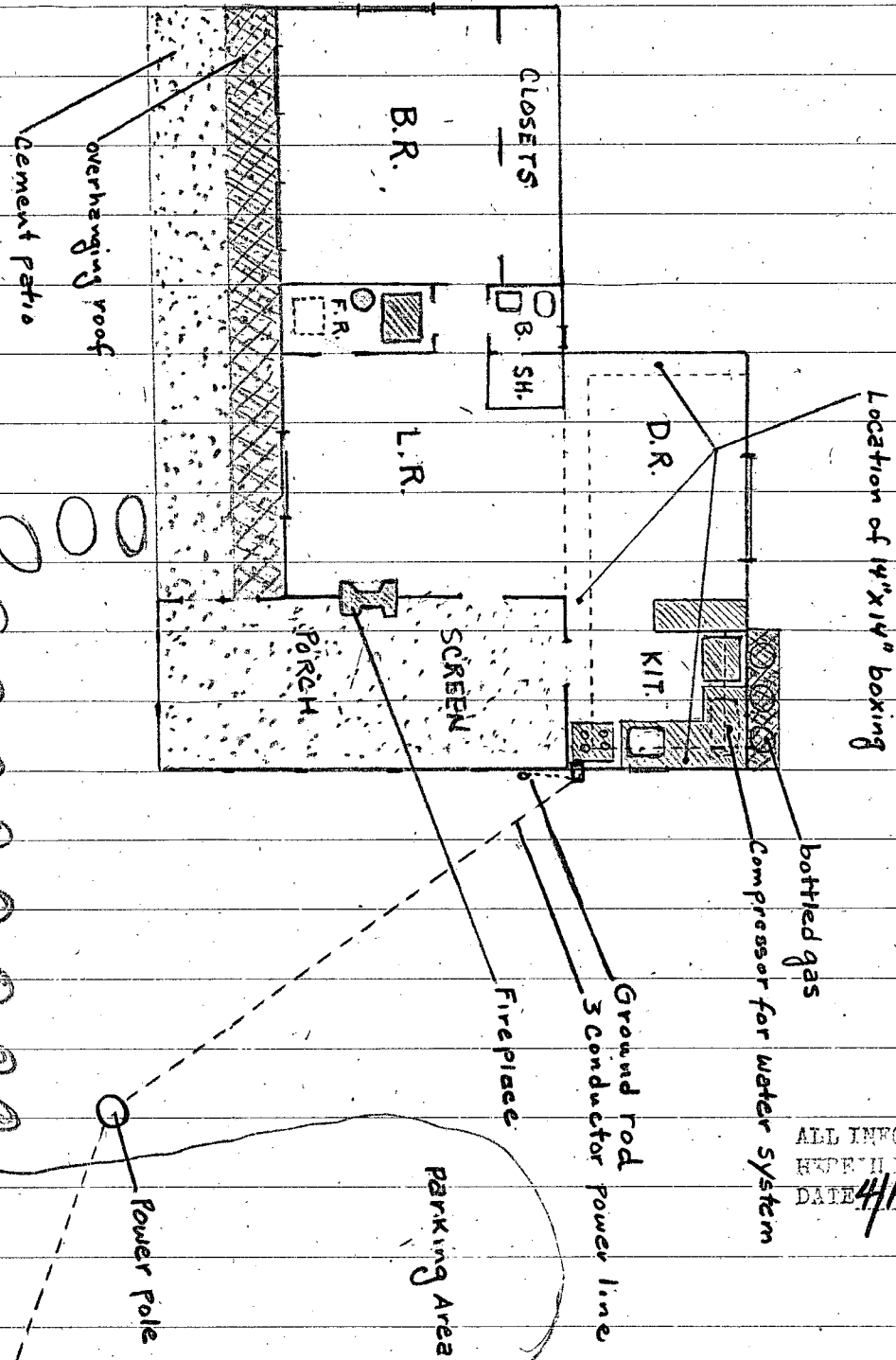
It is believed that superior overall results would be obtained if the receiving equipment could be monitored in the vicinity of Leechburg. It is realized that the cost of maintaining a plant and monitoring personnel at Leechburg would greatly exceed the cost of monitoring the installation at the Pittsburgh consolidated plant, however. The details of the cost of monitoring at the consolidated plant will be included in the first justification letter if this installation is approved.

It is recognized that there may be no pertinent activity at the cottage for some time. In order to save the cost of leasing a line to Pittsburgh, it is suggested that the source not be monitored until it has been estimated through PG-545-C that frequent activity is taking place.

It is pointed out, however, that investigation of the



FIG. 3



ALL INFORMATION CONTAINED  
HEREIN IS UNCLASSIFIED  
DATE 4/19/95 BY 5668 DMJ/SAT  
(JFK)



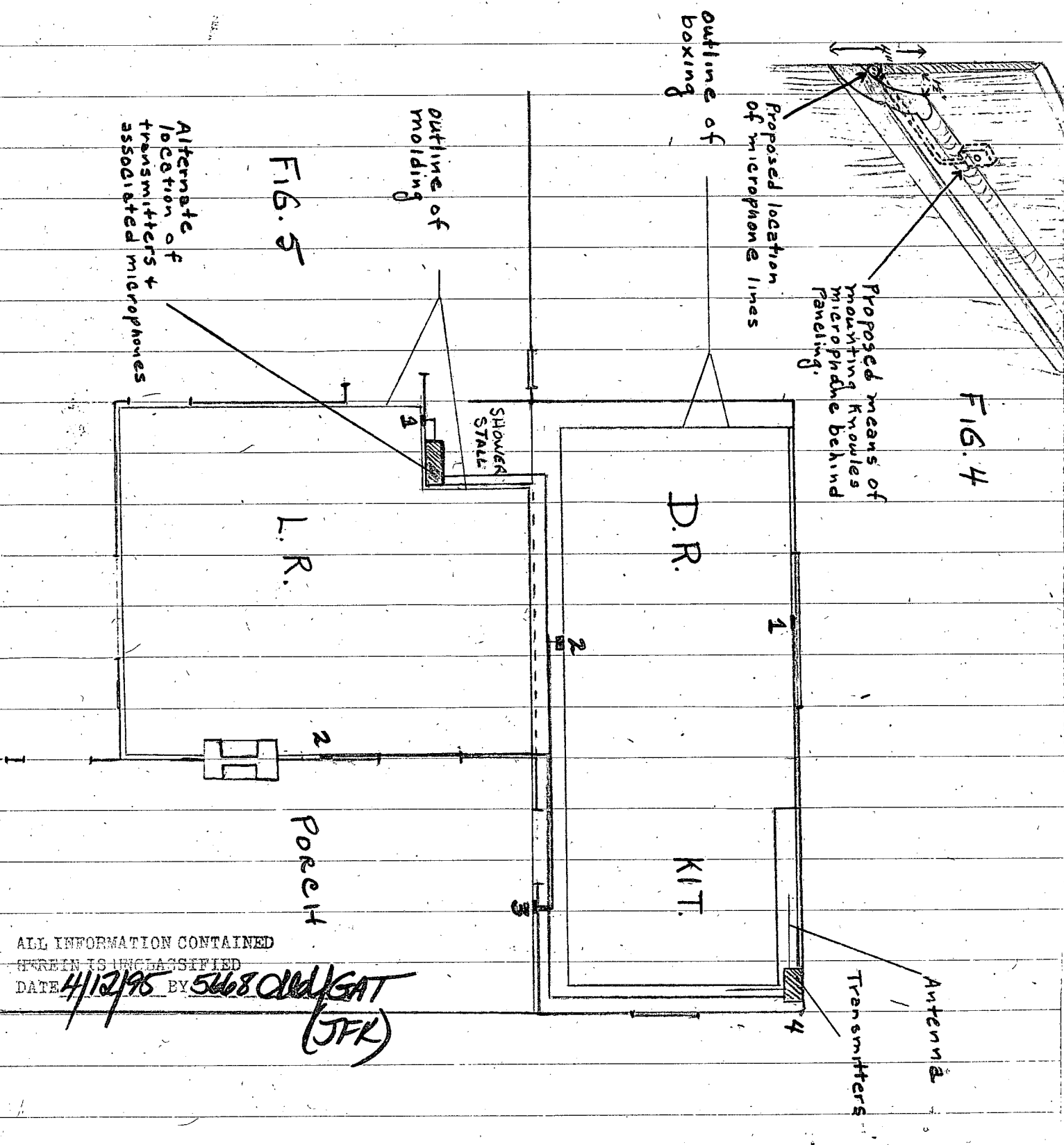


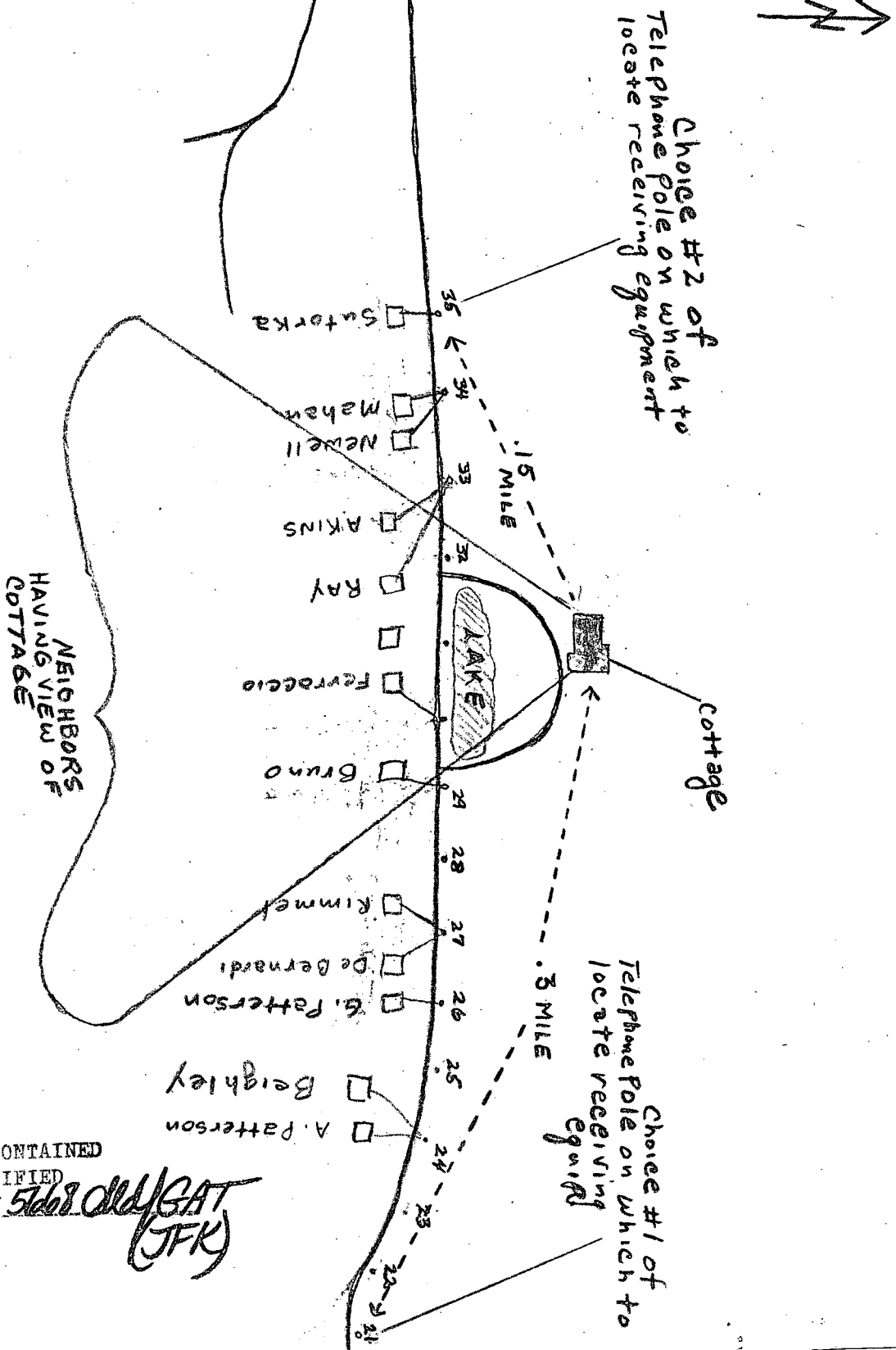
FIG. 5

FIG. 4

ALL INFORMATION CONTAINED  
HEREIN IS UNCLASSIFIED  
DATE 4/12/95 BY 5468 CDD/GAT  
(JFK)

DATE: 11-14-2017

FIG. 6



ALL INFORMATION CONTAINED  
 HEREIN IS UNCLASSIFIED  
 DATE 4/12/95 BY 5668 dld/GAT  
 (JFK)